

PRODUCT ACCESSORIES

LMXBRO1902



CONNECTOR CORD

12" **8912BK**, WT
24" **8924BK**, WT
72" **8972BK**, WT



53255

Plastic Wire Clip
1"L x .5"W x 0.25"H



8900BK

60W Driver
8.5"L x 2.5"W x 1.5"H



8910BK

100W Driver
9.5"L x 2.5"W x 1.5"H

INCLUDES:

- 3/8" knockouts on driver
- Mounting screws
- Edge-to-edge connector
- Magnetic mounting plate



MAXIM[®]
L I G H T I N G

For More information, contact us :
626.956.4200

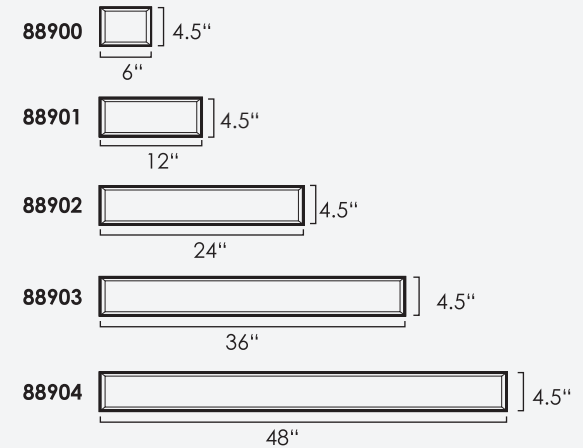
maximlighting.com

COUNTERMAX[™]

SLIM LINE

MX-L-120-SL

MAXIM[®]
L I G H T I N G




- 3000K Color Temperature
- CRI 90+
- 120V-277V input drivers linkable up to 96W
- Dimmable at 120V using ELV
- 3/8" tall profile



SLIM LINE

MX-L-120-SL

0.25" THICK



FINISH OPTIONS:

-  White (WT)
-  Bronze (BZ)

The newest, thinnest under cabinet model, the SL, features CRI 90+ color rendering and 3000K color temperature. 120-277V input and dimmable drivers lend them for both residential and commercial applications.

Available in Bronze and White. Connect them edge-to-edge or by using connecting cables.

ITEM #	DIMENSIONS	LAMPING	LUMENS		LOW VOLTAGE
			INIT	DEL.	
88900	6''L x 4.5'' W x 0.25''H	3W LED CRI 90+ 3000K (Integrated)	210	180	24V
88901	12''L x 4.5'' W x 0.25''H	6W LED CRI 90+ 3000K(Integrated)	420	360	24V
88902	24''L x 4.5'' W x 0.25''H	12W LED CRI 90+ 3000K (Integrated)	840	720	24V
88903	36''L x 4.5'' W x 0.25''H	18W LED CRI 90+ 3000K (Integrated)	1260	1080	24V
88904	48''L x 4.5'' W x 0.25''H	24W LED CRI 90+ 3000K (Integrated)	1680	1440	24V