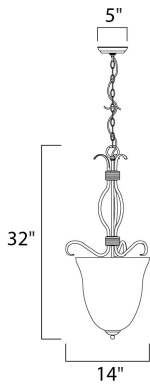




PRODUCT DESCRIPTION

Contemporary collection with sweeping arms and clean lines. Offered in Ice glass and Satin Nickel finish or Wilshire glass and Oil Rubbed Bronze finish.





MEASUREMENTS

DIMENSION : 14" L x 14" W x 32" H
CANOPY : 5" W x 1" H x 5" L
HANGING WEIGHT : 11.55 lb

LAMPING

INPUT VOLTAGE : 120V
BULB : 4 x 60W Incandescent E12 Candelabra , 240W Total
BULB INCLUDED : (Not Included)
DIMMABLE : Yes

FINISHES OPTION

-  Oil Rubbed Bronze (OI)
-  Satin Nickel (SN)

GLASS

Wilshire WS

MATERIAL

Steel, Glass

RATINGS

cETLus
Dry Location



ADDITIONAL

OPERATING TEMPERATURE:
-20°C (-4°F), 40°C (104°F)

Always consult a qualified electrician before installing any lighting product.



WESTERN DISTRIBUTION CENTER (HEADQUARTER)
253 NORTH VINELAND AVE | CITY OF INDUSTRY, CA 91746
EASTERN DISTRIBUTION CENTER
101 GARDNER PARK | PEACHTREE CITY, GA 30269
P. 626.956.4200 | F. 626.956.4225 | maximlighting.com