

PRODUCT DESCRIPTION

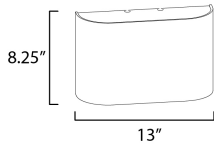
Drum shades in a variety of fabrics and materials are a core lighting offering. Flush mounts, pendants, and ADA sconces are available in options of linen, organza, grasscloth, and sound absorbing grey felt shades. An internal acrylic diffuser, illuminated by an evenly dispersed powerful LED light source, directs light downward and produces an ambient glow inside the outer shade. This lens features a crisp and tidy twist-lock mechanism that eliminates any visible hardware. Whether it is put in a residential or commercial context, this collection meets the necessary application needs while adding style to the space.

MEASUREMENTS





DIMENSION : 13" W x 8.25" H x 3.75" Ext
MAX OAH : 13" W x 8.25" H
HANGING WEIGHT : 2.25 lb

LAMPING

INPUT VOLTAGE : 120V
LUMENS : 680 Rated (550 Del.)
BULB : 1 x 10W LED AC Integrated , 10W Total
BULB INCLUDED : (Integrated)
DIMMABLE : Electronic Low Voltage (ELV)
CRI : 90 CRI
COLOR_TEMP : 3000K
LIGHTING_DIRECTION : Omni



FINISHES OPTION

-  Black Organza (BO)
-  Grass Cloth (GC)
-  Oatmeal (OM)
-  White Linen (WL)

MATERIAL

Fabric, Polycarbonate, Steel

RATINGS

cETLus
Dry Location
Energy Star
ADA



ADDITIONAL

INSTALL UP/DOWN: Up
RATED LIFE 35000 Hours
OPERATING TEMPERATURE:
-20°C (-4°F), 40°C (104°F)

Always consult a qualified electrician before installing any lighting product.



WESTERN DISTRIBUTION CENTER (HEADQUARTER)
253 NORTH VINELAND AVE | CITY OF INDUSTRY, CA 91746

EASTERN DISTRIBUTION CENTER
101 GARDNER PARK | PEACHTREE CITY, GA 30269

P. 626.956.4200 | F. 626.956.4225 | maximlighting.com