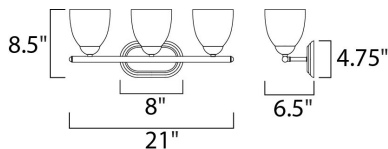




PRODUCT DESCRIPTION

This transitional design works in any style home. Intersecting, rectangular tubing finished in your choice of Satin Nickel or Oil Rubbed Bronze gently curves to support simple line Frost glass shades.






MEASUREMENTS

DIMENSION : 21" W x 8.5" H x 6.5" Ext
 BACK PLATE : 8" W x 4.75" H x 6.5" HCO
 HANGING WEIGHT : 3.75 lb

LAMPING

INPUT VOLTAGE : 120V
 BULB : 3 x 60W Incandescent E26 Medium , 180W Total
 BULB INCLUDED : (Not Included)
 DIMMABLE : Yes

FINISHES OPTION

-  Oil Rubbed Bronze (OI)
-  Polished Chrome (PC)
-  Satin Nickel (SN)

GLASS

Frosted FT

MATERIAL

Steel, Glass

RATINGS

cULus
 Damp Location



ADDITIONAL

INSTALL UP/DOWN: Up/Down
 OPERATING TEMPERATURE:
 -20°C (-4°F), 40°C (104°F)

PHOTOMETRIC: Report Found Online

Always consult a qualified electrician before installing any lighting product.



WESTERN DISTRIBUTION CENTER (HEADQUARTER)
 253 NORTH VINELAND AVE | CITY OF INDUSTRY, CA 91746

EASTERN DISTRIBUTION CENTER
 101 GARDNER PARK | PEACHTREE CITY, GA 30269

P. 626.956.4200 | F. 626.956.4225 | maximlighting.com