

**PRODUCT DESCRIPTION**

Small pendants reminiscent of yesteryear are available in your choice of Bronze, Antique Copper, Satin Nickel, and Polished Nickel. In addition to the numerous metal shades, glass shades in Clear, Mirror Smoke, and Satin White are also offered. The optional Antique Replica light bulb adds to the authentic look.




MEASUREMENTS

DIMENSION : 10" W x 9" H x 11.25" Ext
MAX OAH : 4.5" W x 4.5" H
HANGING WEIGHT : 4 lb

LAMPING

INPUT VOLTAGE : 120V
BULB : 1 x 60W Incandescent E26 Medium , 60W Total
BULB INCLUDED : (Included)
DIMMABLE : Yes

FINISHES OPTION

 Antique Copper (ACP)
 Bronze (BZ)
 Satin Nickel (SN)

GLASS

Mirror Smoke MSK

MATERIAL

Steel, Aluminum

RATINGS

cULus
Dry Location

**ADDITIONAL**

INSTALL UP/DOWN: Up/Down
OPERATING TEMPERATURE:
-20°C (-4°F), 40°C (104°F)

Always consult a qualified electrician before installing any lighting product.



WESTERN DISTRIBUTION CENTER (HEADQUARTER)
253 NORTH VINELAND AVE | CITY OF INDUSTRY, CA 91746

EASTERN DISTRIBUTION CENTER
101 GARDNER PARK | PEACHTREE CITY, GA 30269

P. 626.956.4200 | F. 626.956.4225 | maximlighting.com