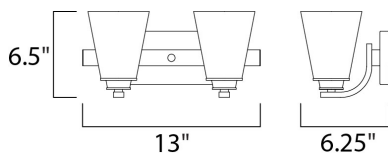




#### PRODUCT DESCRIPTION

Conical collection's Satin White cone-shaped glass is supported by a sweeping rectangular tube arm finished in Polished Chrome or Satin Nickel. This interesting marriage between contemporary geometric shape and traditional styling is a unique addition to any bathroom.





#### MEASUREMENTS

DIMENSION : 13" W x 6.5" H x 6.25" Ext  
 BACK PLATE : 3.5" HCO  
 HANGING WEIGHT : 3.13 lb

#### LAMPING

INPUT VOLTAGE : 120V  
 BULB : 2 x 60W Incandescent E26 Medium , 120W Total  
 BULB INCLUDED : (Not Included)  
 DIMMABLE : Yes

#### FINISHES OPTION

 Polished Chrome (PC)  
 Satin Nickel (SN)

#### GLASS

Satin White SW

#### MATERIAL

Steel, Acid Etched Glass

#### RATINGS

cULus  
 Damp Location



#### ADDITIONAL

INSTALL UP/DOWN: Up/Down  
 OPERATING TEMPERATURE:  
 -20°C (-4°F), 40°C (104°F)

Always consult a qualified electrician before installing any lighting product.



WESTERN DISTRIBUTION CENTER (HEADQUARTER)  
 253 NORTH VINELAND AVE | CITY OF INDUSTRY, CA 91746

EASTERN DISTRIBUTION CENTER  
 101 GARDNER PARK | PEACHTREE CITY, GA 30269

P. 626.956.4200 | F. 626.956.4225 | maximlighting.com