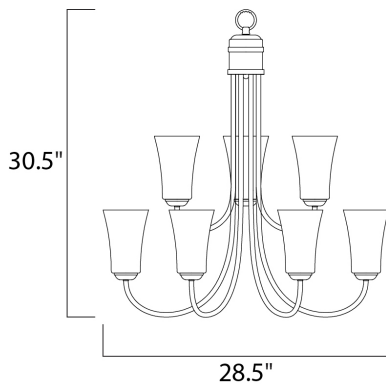




#### PRODUCT DESCRIPTION

Modern style at a competitive price will make this collection the next builder standard. Tall profile Frost glass shades adorn a minimalistic frame in your choice of Satin Nickel or Oil Rubbed Bronze.





#### MEASUREMENTS

DIMENSION : 28.5" L x 28.5" W x 30.5" H  
HANGING WEIGHT : 17 lb

#### LAMPING

INPUT VOLTAGE : 120V  
BULB : 9 x 60W Incandescent E26 Medium , 540W Total  
BULB INCLUDED : (Not Included)  
DIMMABLE :

#### FINISHES OPTION

-  Oil Rubbed Bronze (OI)
-  Satin Nickel (SN)

#### GLASS

Frosted FT

#### MATERIAL

Steel, Glass

#### RATINGS

cULus  
Dry Location



#### ADDITIONAL

ADJUSTABLE  
OPERATING TEMPERATURE:  
-20°C (-4°F), 40°C (104°F)

Always consult a qualified electrician before installing any lighting product.



WESTERN DISTRIBUTION CENTER (HEADQUARTER)  
253 NORTH VINELAND AVE | CITY OF INDUSTRY, CA 91746

EASTERN DISTRIBUTION CENTER  
101 GARDNER PARK | PEACHTREE CITY, GA 30269

P. 626.956.4200 | F. 626.956.4225 | maximlighting.com