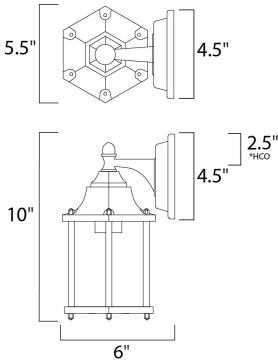




PRODUCT DESCRIPTION

Maxim Lighting's commitment to both the residential lighting and the home building industries will assure you a product line focused on your basic lighting needs. With the Builder Cast collection you will find quality lighting that is well designed, well priced and readily available.



*Height from center of outlet to the top of the fixture



MEASUREMENTS

DIMENSION : 5.5" W x 10" H x 6" Ext
 BACK PLATE : 4.5" W x 4.5" H x 2.5" HCO
 HANGING WEIGHT : 1.65 lb

LAMPING

INPUT VOLTAGE : 120V
 BULB : 1 x 60W Incandescent E26 Medium , 60W Total
 BULB INCLUDED : (Not Included)
 DIMMABLE :

FINISHES OPTION

-  Black (BK)
-  Rust Patina (RP)

GLASS

Clear CL

MATERIAL

Die Cast Aluminum

RATINGS

cETLus
 Wet Location



ADDITIONAL

OPERATING TEMPERATURE:
 -20°C (-4°F), 40°C (104°F)

Always consult a qualified electrician before installing any lighting product.



WESTERN DISTRIBUTION CENTER (HEADQUARTER)
 253 NORTH VINELAND AVE | CITY OF INDUSTRY, CA 91746
 EASTERN DISTRIBUTION CENTER
 101 GARDNER PARK | PEACHTREE CITY, GA 30269
 P. 626.956.4200 | F. 626.956.4225 | maximlighting.com