



PRODUCT DESCRIPTION

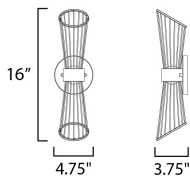
A geometrical marvel of design and craft, the Zeta collection's abstract form seemingly twirls as if in movement. An elusive orb of clear glass casts light both up and downward through indelicate steel spindles in your choice of Natural Aged Brass, Matte Black or Matte White creating a remarkable filigree of light. Available in multiple sizes of pendants, a ceiling mount, and an ADA wall sconce, this collection of products serve as the ultimate focal point of a room.

MEASUREMENTS




DIMENSION : 4.75" W x 16" H x 3.75" Ext
 MAX OAH : 4.75" W x 4.75" H
 HANGING WEIGHT : 1.5 lb

LAMPING

INPUT VOLTAGE : 120V
 LUMENS : 700 Rated (500 Del.)
 BULB : 2 x 3.5W LED LED , 7W Total
 BULB INCLUDED : (Integrated)
 DIMMABLE : ELV or Triac CL
 CRI : 90 CRI
 COLOR_TEMP : 3000K
 LIGHTING_DIRECTION : Up/Down



FINISHES OPTION

-  Black (BK)
-  Matte White (MW)
-  Natural Aged Brass (NAB)

MATERIAL

Steel + Aluminum

RATINGS

cETLus
 Damp Location



ADDITIONAL

INSTALL UP/DOWN: Any
 RATED LIFE 35000 Hours
 OPERATING TEMPERATURE:
 -20°C (-4°F), 40°C (104°F)

Always consult a qualified electrician before installing any lighting product.



WESTERN DISTRIBUTION CENTER (HEADQUARTER)
 253 NORTH VINELAND AVE | CITY OF INDUSTRY, CA 91746

EASTERN DISTRIBUTION CENTER
 101 GARDNER PARK | PEACHTREE CITY, GA 30269

P. 626.956.4200 | F. 626.956.4225 | maximlighting.com