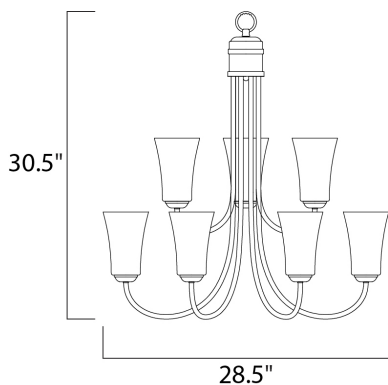




PRODUCT DESCRIPTION

Modern style at a competitive price will make this collection the next builder standard. Tall profile Frost glass shades adorn a minimalistic frame in your choice of Satin Nickel or Oil Rubbed Bronze.





MEASUREMENTS

DIMENSION : 28.5" L x 28.5" W x 30.5" H
 HANGING WEIGHT : 18.04 lb

LAMPING

INPUT VOLTAGE : 120V
 LUMENS : 0 Rated
 BULB : 9 x 60W Incandescent E26 Medium , 540W Total
 BULB INCLUDED : (Not Included)
 DIMMABLE : Yes

FINISHES OPTION

-  Oil Rubbed Bronze
-  Satin Nickel

GLASS

Frosted FT

MATERIAL

Steel + Glass

RATINGS

cULus
 Dry Location



ADDITIONAL

ADJUSTABLE
 OPERATING TEMPERATURE:
 -20°C (-4°F), 40°C (104°F)

Always consult a qualified electrician before installing any lighting product.



WESTERN DISTRIBUTION CENTER (HEADQUARTER)
 253 NORTH VINELAND AVE | CITY OF INDUSTRY, CA 91746
EASTERN DISTRIBUTION CENTER
 4200 SHIRLEY DR. | ATLANTA, GA 30336
 P. 626.956.4200 | F. 626.956.4225 | maximlighting.com