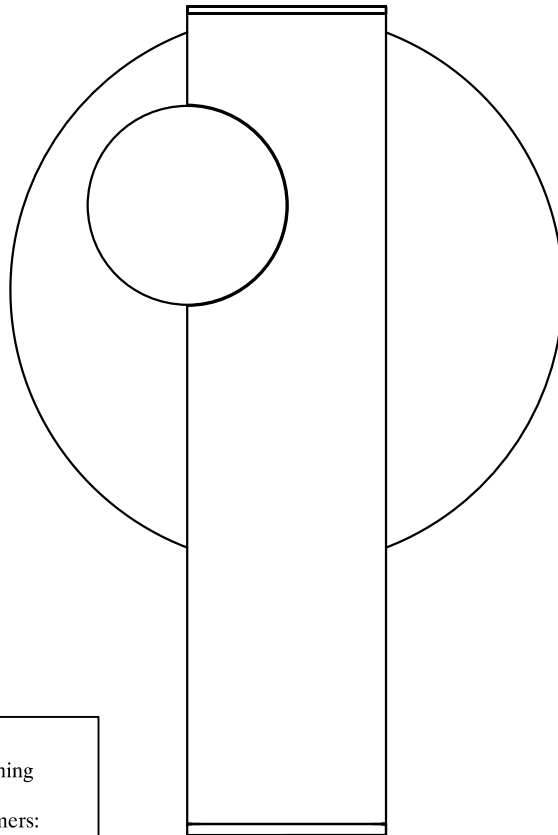




PRODUCT NAME : Tubular 1 Light Wall Sconce
ITEM NUMBER: 20821BZFAB

Please consult your electrician for hanging fixture and wiring.



This fixture is designed to dim with an Electronic Low Voltage dimmer. Dimming levels will vary by dimmer.

Below is a List of Recommended Dimmers:

- Lutron DVELV-330P
- Lutron MAELV-600M
- Lutron SAELV-153P
- Leviton IPL06-10Z
- Leviton 6674-POW
- Legrand Tru-Universal ADTP703TUW4

Due to inrush current wattage should not exceed 150 watts of product for a 600 watt dimmer.

Bulb(included) 1xLED 6W

IMPORTANT: Turn off the power at the main fuse or circuit breaker box before starting installation



(A) Screws(2pcs) (A)

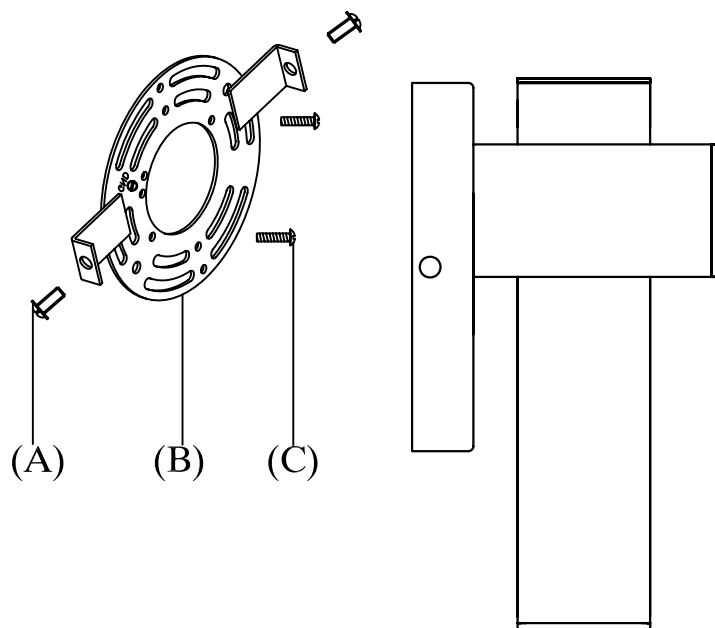


(B) Bracket(B)

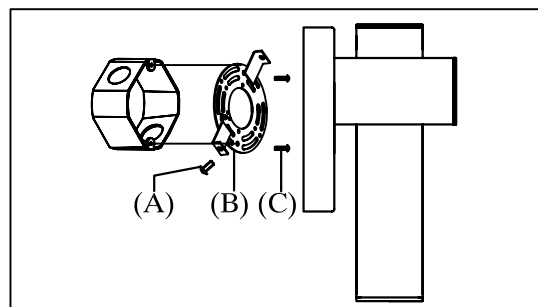


(C) Mounting Screws(2pcs)

Locate all hardware & components before discarding packaging

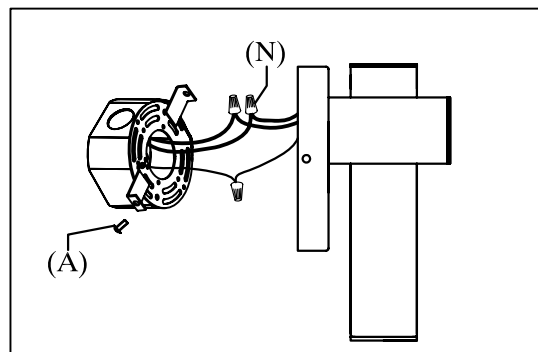


1.)



Step 1: Remove mounting bracket from fixture and install to electrical box.

2.)



Step 2: Then wire fixture to wires in outlet box. Copper wire is for Ground. Install lamp body to mounting bracket using two screws on side.

Cleaning & Care:

Clean with soft cloth and a mild detergent.

Do not use abrasive cleaner.