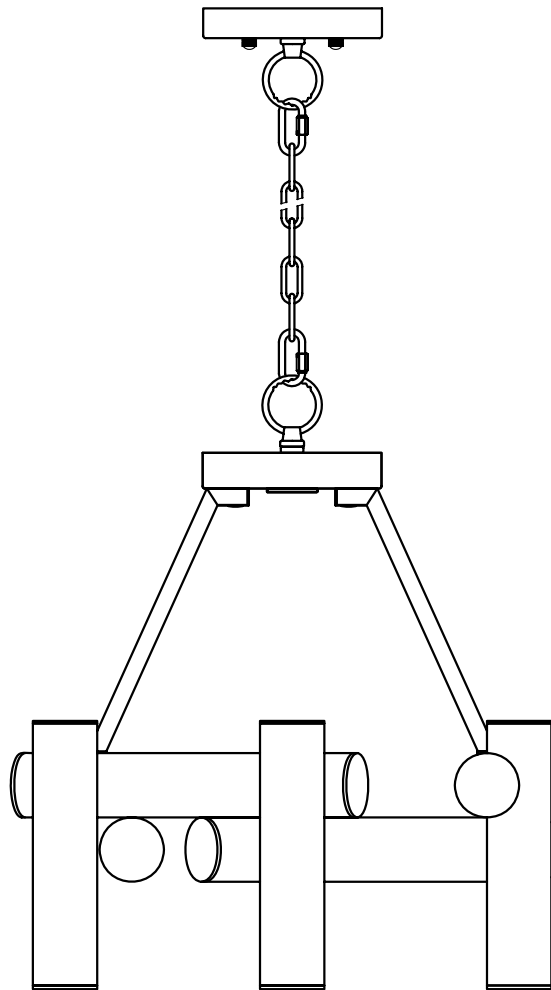




PRODUCT NAME : Tubular 7Light Pendant
ITEM NUMBER: 20824BZFAB

Please consult your electrician for hanging fixture and wiring.



This fixture is designed to dim with an Electronic Low Voltage dimmer. Dimming levels will vary by dimmer. Below is a List of Recommended Dimmers:

- Lutron DVELV-330P
- Lutron MAELV-600M
- Lutron SAELV-153P
- Leviton IPL06-10Z
- Leviton 6674-POW
- Legrand Tru-Universal ADTP703TUW4

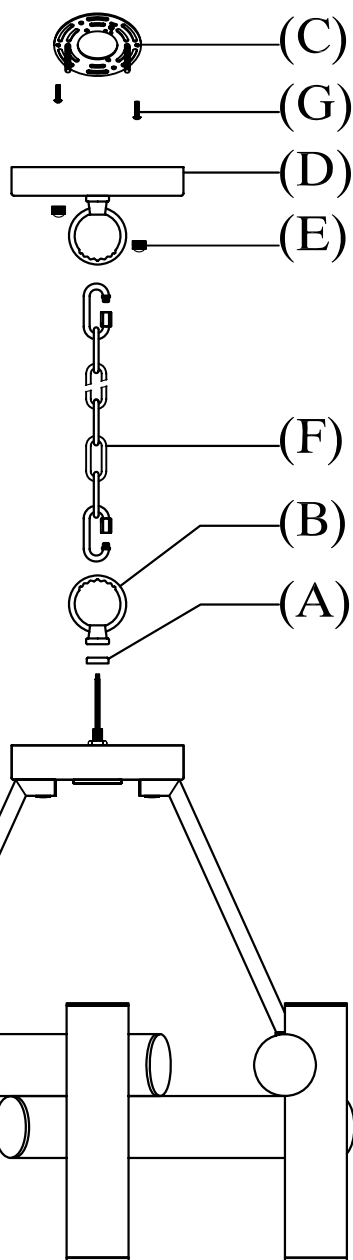
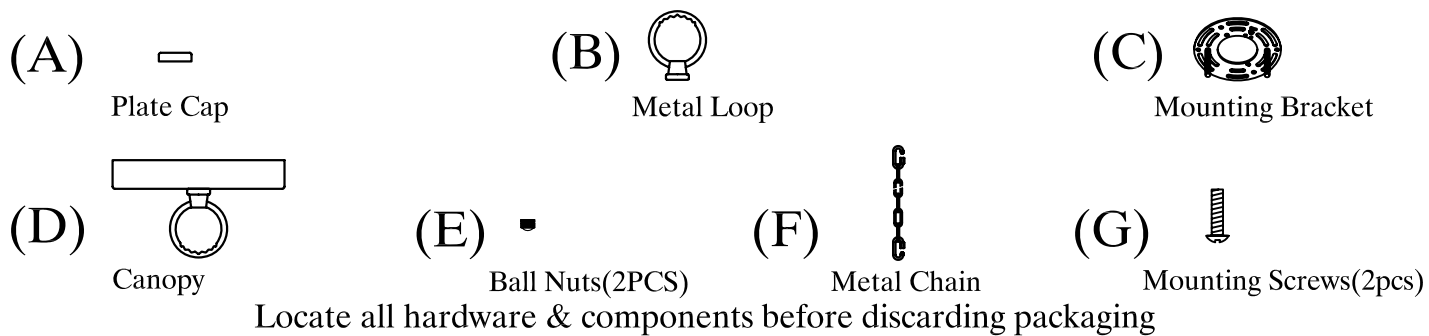
Due to inrush current wattage should not exceed 150 watts of product for a 600 watt dimmer.

Bulb(included) 7xLED 6W

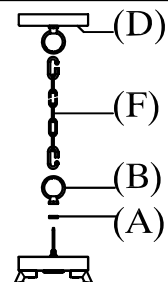
PRODUCTS ARE NOT INTENDED
FOR COMMERCIAL USE.

MADE IN CHINA
Page 1 of (2)

IMPORTANT: Turn off the power at the main fuse or circuit breaker box before starting installation

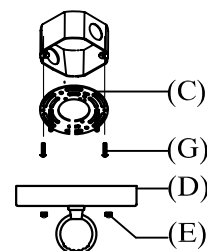


1.)



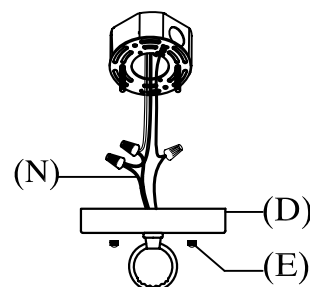
step1: Thread wire through the plate cap, the loop, and every 3rd loop of chain, and the canopy.

2.)



step1: Remove mounting bracket from canopy and install to electrical box.

3.)



step3: Wire fixture to wires in outlet box. Copper wire is for Ground. Attach canopy to mounting bracket and tighten with ball nuts.

Cleaning & Care:

Clean with soft cloth and a mild detergent.
Do not use abrasive cleaner.