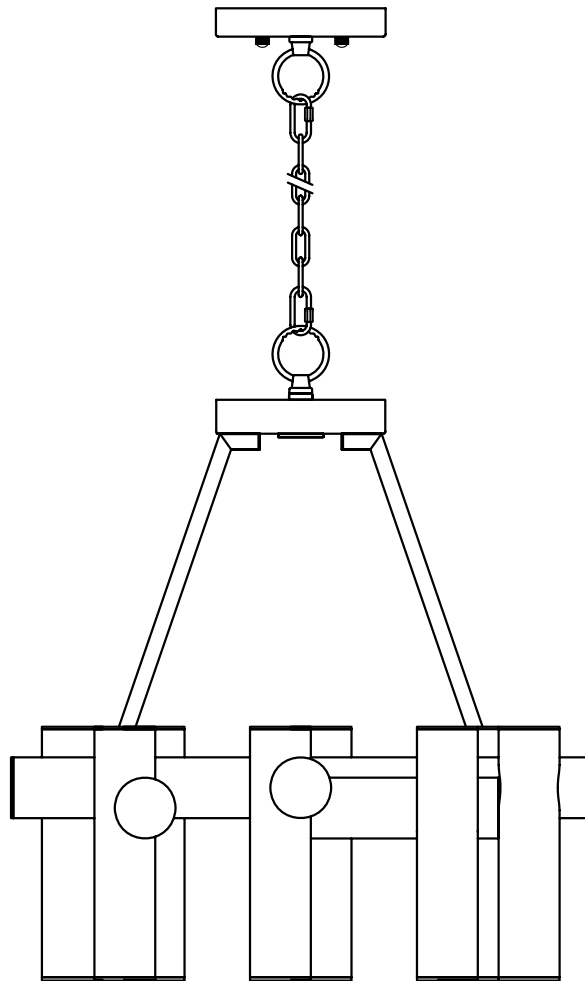




PRODUCT NAME : Tubular 9 Light Pendant
ITEM NUMBER:20826BZFAB

Please consult your electrician for hanging fixture and wiring.






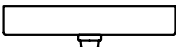



This fixture is designed to dim with an Electronic Low Voltage dimmer. Dimming levels will vary by dimmer. Below is a List of Recommended Dimmers:

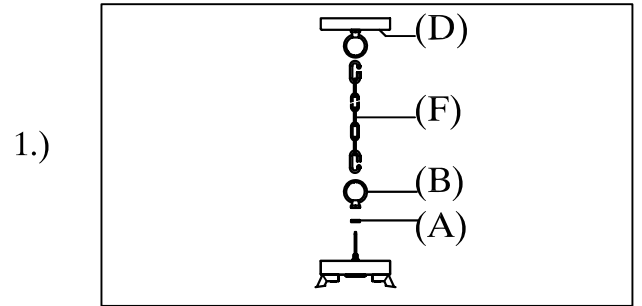
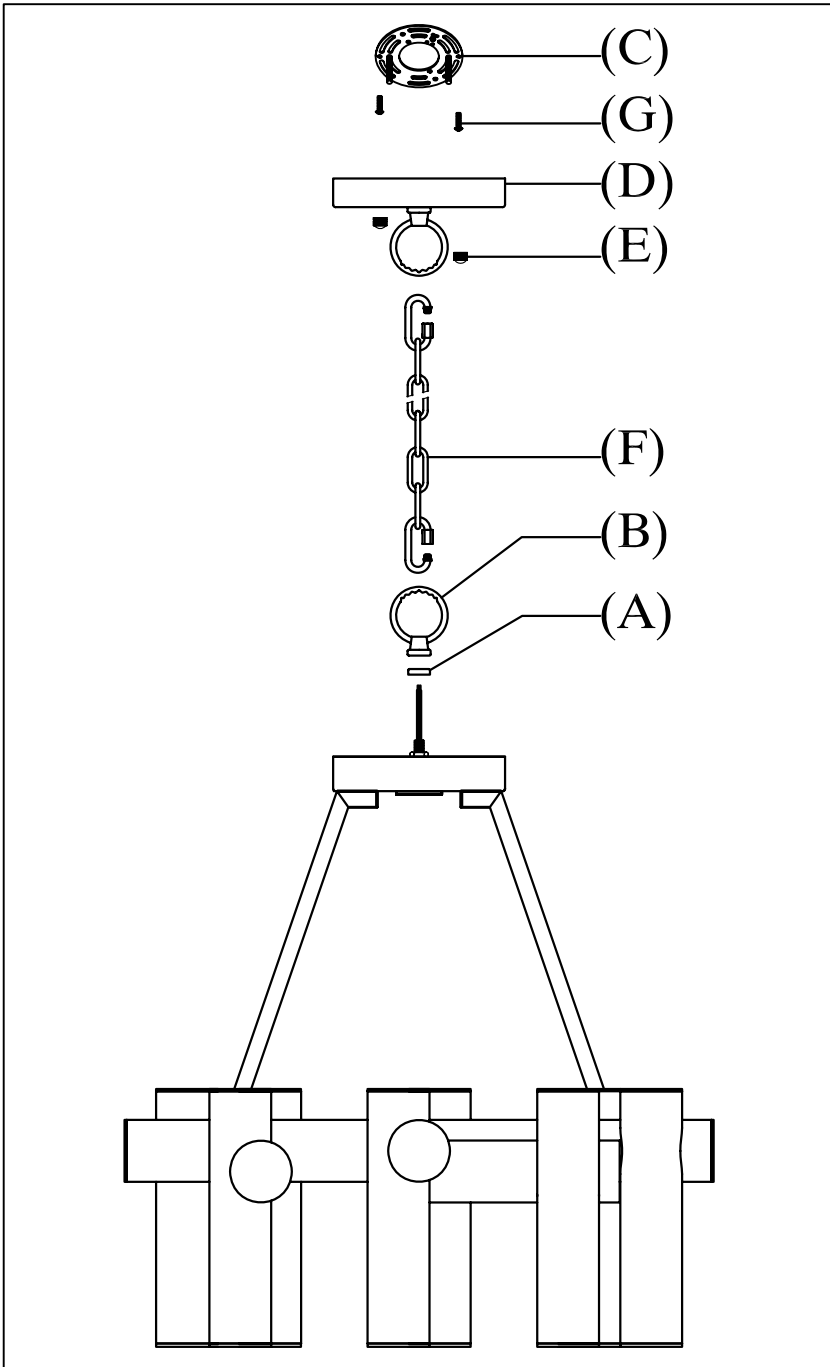
- Lutron DVELV-330P
- Lutron MAELV-600M
- Lutron SAELV-153P
- Leviton IPL06-10Z
- Leviton 6674-POW
- Legrand Tru-Universal ADTP703TUW4

Due to inrush current wattage should not exceed 150 watts of product for a 600 watt dimmer.

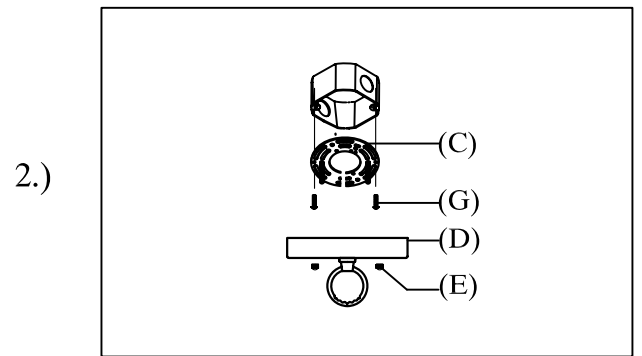
Bulb(included) 9xLED 6W

IMPORTANT: Turn off the power at the main fuse or circuit breaker box before starting installation

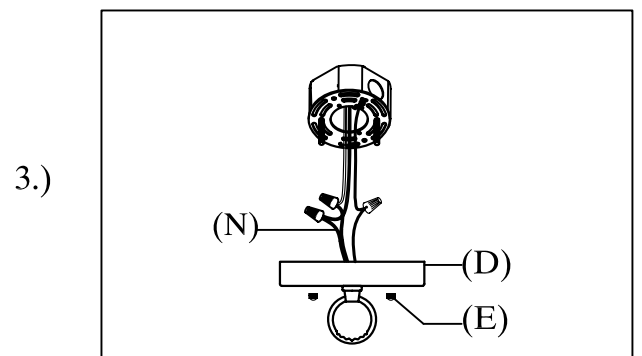
- (A) 
Plate Cap
 - (B) 
Metal Loop
 - (C) 
Mounting Bracket
 - (D) 
Canopy
 - (E) 
Ball Nuts(2PCS)
 - (F) 
Metal Chain
 - (G) 
Mounting Screws(2pcs)
- Locate all hardware & components before discarding packaging



step1: Thread wire through the plate cap, the loop, and every 3rd loop of chain, and the canopy.



step1: Remove mounting bracket from canopy and install to electrical box.



step3: Wire fixture to wires in outlet box. Copper wire is for Ground. Attach canopy to mounting bracket and tighten with ball nuts.

Cleaning & Care:
Clean with soft cloth and a mild detergent.
Do not use abrasive cleaner.