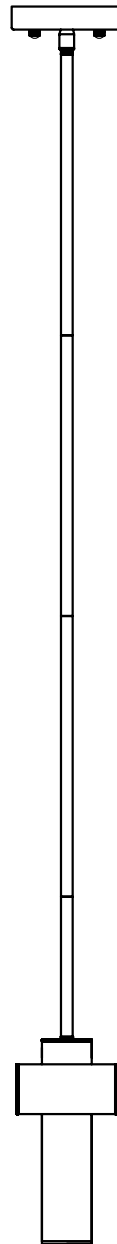




PRODUCT NAME : Tubular 1 Light Pendant
ITEM NUMBER: 20829BZFAB

Please consult your electrician for hanging fixture and wiring.



This fixture is designed to dim with an Electronic Low Voltage dimmer. Dimming levels will vary by dimmer.
Below is a List of Recommended Dimmers:

- Lutron DVELV-330P
- Lutron MAELV-600M
- Lutron SAELV-153P
- Leviton IPL06-10Z
- Leviton 6674-POW
- Legrand Tru-Universal ADTP703TUW4

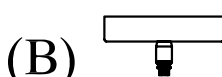
Due to inrush current wattage should not exceed 150 watts of product for a 600 watt dimmer.

Bulb(included) 1xLED 6W

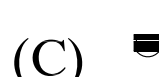
IMPORTANT: Turn off the power at the main fuse or circuit breaker box before starting installation



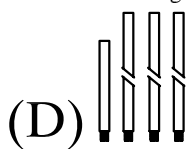
Mounting Bracket



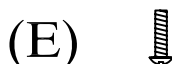
Canopy



Ball Nuts(2PCS)

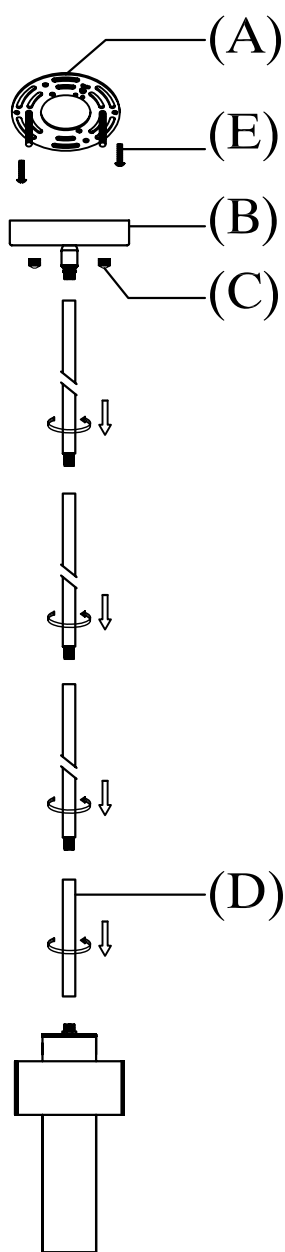


Rods(1*6"+3*12")x1

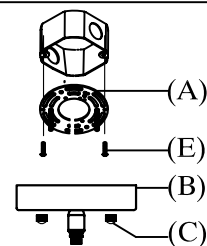


Mounting Screws(2pcs)

Locate all hardware & components before discarding packaging

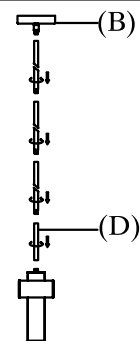


1.)



step1: Remove mounting bracket from canopy and install to electrical box.

2.)



step2:Run wire through stems and combine stem lengths to meet desired mounting height.

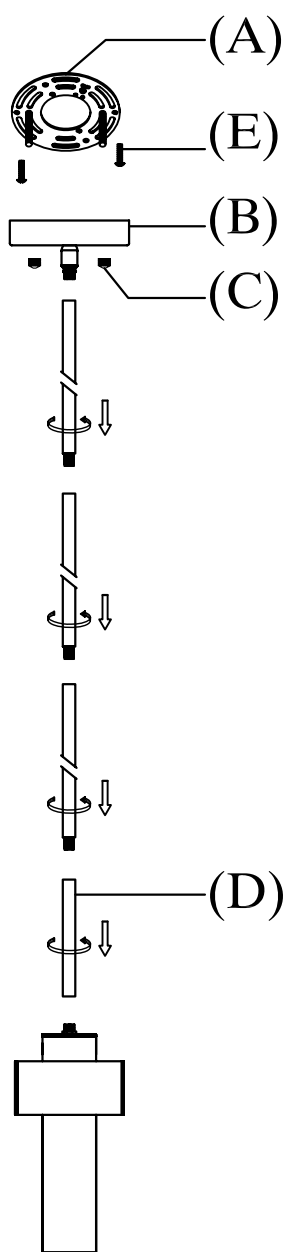
Cleaning & Care:

Clean with soft cloth and a mild detergent.

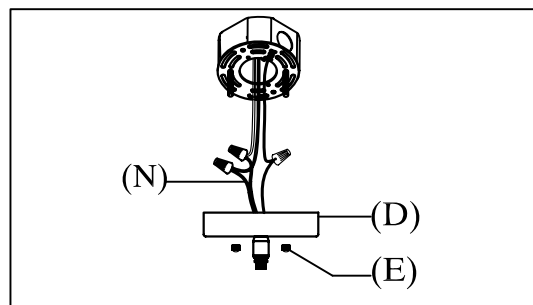
Do not use abrasive cleaner.

IMPORTANT: Turn off the power at the main fuse or circuit breaker box before starting installation

Locate all hardware & components before discarding packaging



1.)



step3: Wire fixture to wires in outlet box. Copper wire is for Ground. Attach canopy to mounting bracket and tighten with ball nuts.

Cleaning & Care:
Clean with soft cloth and a mild detergent.
Do not use abrasive cleaner.