



PRODUCT NAME: Diverse LED Flush Mount
ITEM NUMBER: 57615 / 57617

Please consult your electrician for hanging fixture and wiring.



This fixture is designed to dim with an Electronic Low Voltage dimmer. Dimming levels will vary by dimmer.

Below is a List of Recommended Dimmers:

- Lutron MAELV-153M
- Lutron DVL-153P
- Lutron SAELV-153P
- Leviton 6674-POW

Due to inrush current, wattage should not exceed 150 Watts of product for a 600 Watt dimmer.

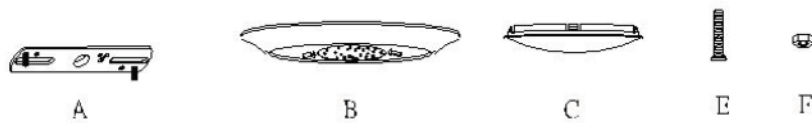
For WET locations, gasket must be used along the edge of fixture.

1 *15W LED

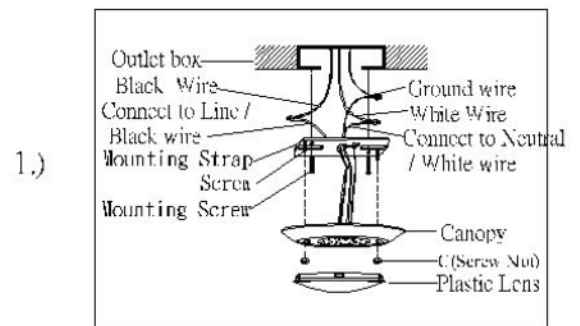
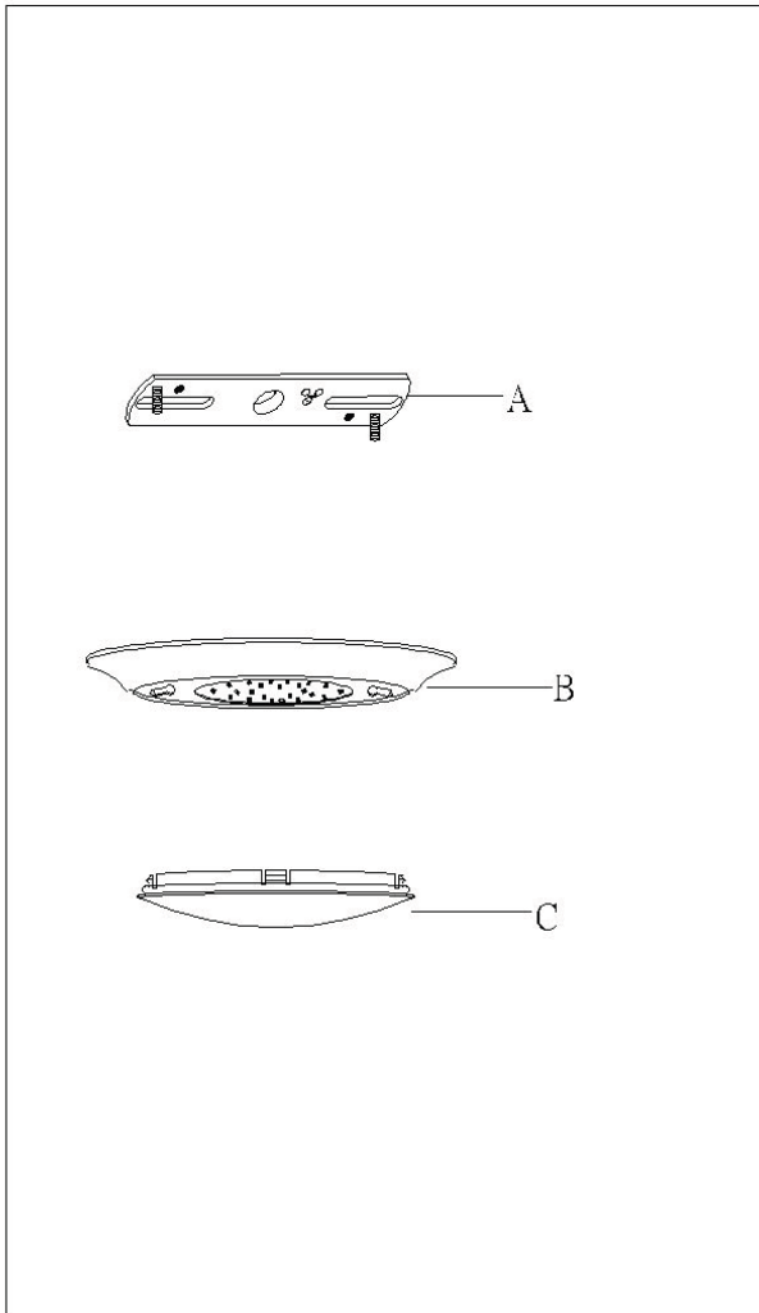
**PRODUCTS ARE NOT INTENDED
FOR COMMERCIAL USE**

**MADE IN CHINA
Page 1 of (2)**

IMPORTANT: Turn off the power at the main fuse or circuit breaker box before starting installation

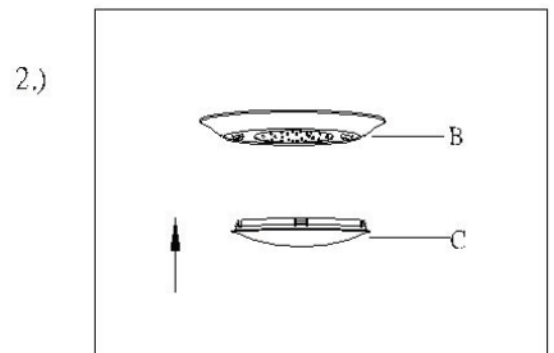


Locate all hardware & components before discarding packaging



Step.1: Some outlet boxes may require the use of optional crossbar (A) provided.

Install crossbar (A) to outlet box. Wire fixture to wires in outlet box. Black wire is live white wire is neutral. Copper wire is for ground. Install the fixture (B) to the outlet box. *Twist the fixture onto screws attached to the mounting strap (A) and tighten to secure.*



Step.2: Attach acrylic diffuser (C) to the fixture (B).

Cleaning & Care:

Clean with soft cloth and a mild detergent.
Do not use abrasive cleaner.