



PRODUCT NAME: HOTEL
ITEM NUMBER: 60147WAPC

Please consult your electrician for hanging fixture and wiring.

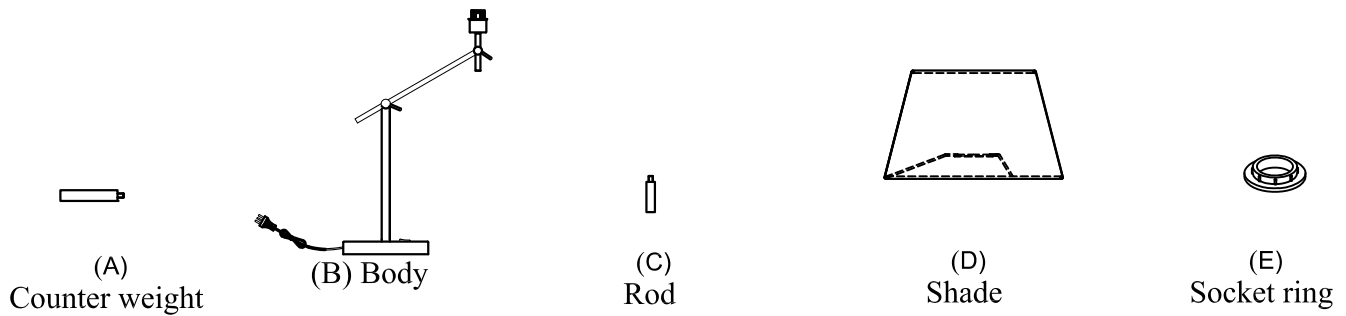


GU24 1X9W

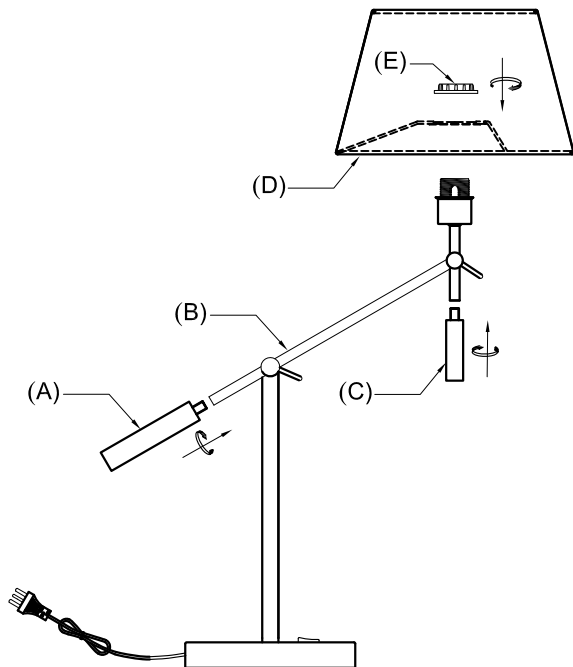
PRODUCTS ARE NOT INTENDED
FOR COMMERCIAL USE.

MADE IN CHINA
Page 1 of (2)

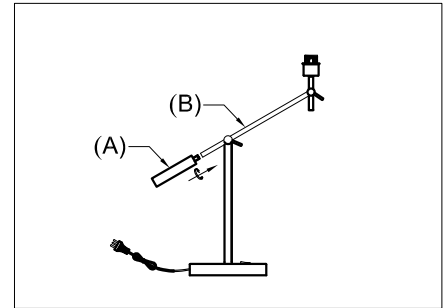
IMPORTANT: Turn off the power at the main fuse or circuit breaker box before starting installation



Locate all hardware & components before discarding packaging

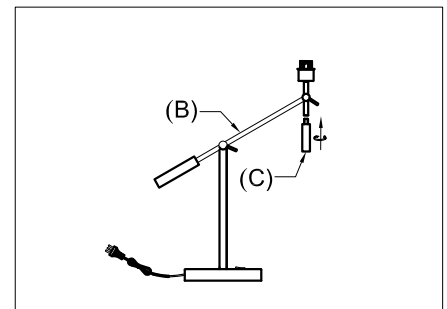


1.)



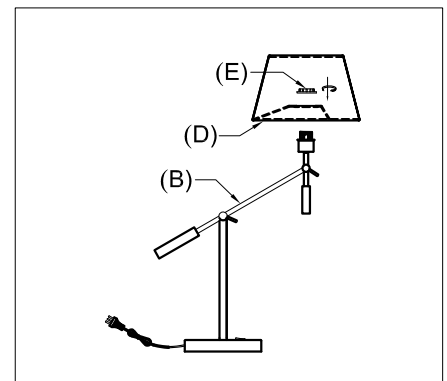
Step 1: Attach the counterweight (A) to the back end of the body (B).

2.)



Step 2: Thread the decorative rod (C) to the end of the body's socket.

3.)



Step 3: Remove the socket ring (E) from fixture (B). Attach shade (D) and secure using socket ring (E).

Cleaning & Care:

Clean with soft cloth and a mild detergent.
Do not use abrasive cleaner.