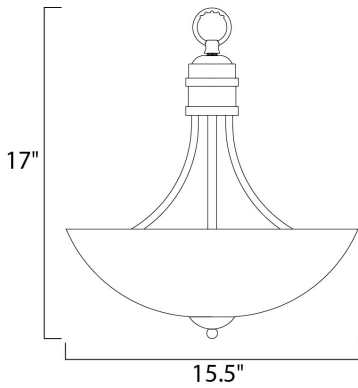




PRODUCT DESCRIPTION

Modern style at a competitive price will make this collection the next builder standard. Tall profile Frost glass shades adorn a minimalistic frame in your choice of Satin Nickel or Oil Rubbed Bronze.



MEASUREMENTS

DIMENSION : 15.5" L x 15.5" W x 17" H

HANGING WEIGHT : 5.57 lb

LAMPING



INPUT VOLTAGE : 120V

BULB : 3 x 60W Incandescent E26 Medium , 180W Total

BULB INCLUDED : (Not Included)

DIMMABLE : Yes

FINISHES OPTION

-  Oil Rubbed Bronze (OI)
-  Satin Nickel (SN)

GLASS

Frosted FT

MATERIAL

Steel, Glass

RATINGS

cULus
Dry Location



ADDITIONAL

ADJUSTABLE
OPERATING TEMPERATURE:
-20°C (-4°F), 40°C (104°F)

Always consult a qualified electrician before installing any lighting product.



WESTERN DISTRIBUTION CENTER (HEADQUARTER)
253 NORTH VINELAND AVE | CITY OF INDUSTRY, CA 91746

EASTERN DISTRIBUTION CENTER
101 GARDNER PARK | PEACHTREE CITY, GA 30269

P. 626.956.4200 | F. 626.956.4225 | maximlighting.com