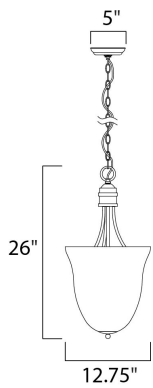




**PRODUCT DESCRIPTION**

Modern style at a competitive price will make this collection the next builder standard. Tall profile Frost glass shades adorn a minimalistic frame in your choice of Satin Nickel or Oil Rubbed Bronze.



**MEASUREMENTS**

DIMENSION : 12.75" L x 12.75" W x 26" H

HANGING WEIGHT : 6.16 lb

**LAMPING**



INPUT VOLTAGE : 120V

BULB : 3 x 60W Incandescent E12 Candelabra , 180W Total

BULB INCLUDED : (Not Included)

DIMMABLE : Yes

**FINISHES OPTION**

-  Oil Rubbed Bronze (OI)
-  Satin Nickel (SN)

**GLASS**

Frosted FT

**MATERIAL**

Steel, Glass

**RATINGS**

cULus  
Dry Location



**ADDITIONAL**

ADJUSTABLE  
OPERATING TEMPERATURE:  
-20°C (-4°F), 40°C (104°F)

Always consult a qualified electrician before installing any lighting product.



WESTERN DISTRIBUTION CENTER (HEADQUARTER)  
253 NORTH VINELAND AVE | CITY OF INDUSTRY, CA 91746

EASTERN DISTRIBUTION CENTER  
101 GARDNER PARK | PEACHTREE CITY, GA 30269

P. 626.956.4200 | F. 626.956.4225 | maximlighting.com