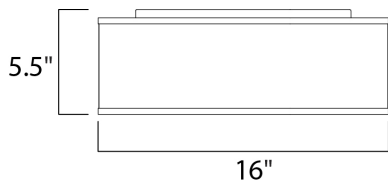




### PRODUCT DESCRIPTION

Drum shades in a variety of fabrics and materials are a core lighting offering. Flush mounts, pendants, and ADA sconces are available in options of linen, organza, grasscloth, and sound absorbing grey felt shades. An internal acrylic diffuser, illuminated by an evenly dispersed powerful LED light source, directs light downward and produces an ambient glow inside the outer shade. This lens features a crisp and tidy twist-lock mechanism that eliminates any visible hardware. whether it is put in a residential or commercial context, this collection meets the necessary application needs while adding style to the space.





### MEASUREMENTS

DIMENSION : 16" L x 16" W x 5.5" H  
CANOPY : 13.75" W x 0.75" H x 13.75" L  
HANGING WEIGHT : 5.07 lb

### LAMPING

INPUT VOLTAGE : 120-277V  
LUMENS : 1,260 Rated (1,330 Del.)  
BULB : 1 x 18W LED PCB Integrated , 18W Total  
BULB INCLUDED : (Integrated)  
DIMMABLE : ELV at 120V  
CRI : 90+ CRI  
COLOR\_TEMP : 3000K

### FINISHES OPTION

 Oil Rubbed Bronze (OI)  
 Satin Nickel (SN)

### MATERIAL

Steel, Acrylic, Fabric

### RATINGS

cETLus  
Dry Location



### ADDITIONAL

RATED LIFE 40000 Hours  
OPERATING TEMPERATURE:  
-20°C (-4°F), 40°C (104°F)

Always consult a qualified electrician before installing any lighting product.



WESTERN DISTRIBUTION CENTER (HEADQUARTER)  
253 NORTH VINELAND AVE | CITY OF INDUSTRY, CA 91746  
EASTERN DISTRIBUTION CENTER  
101 GARDNER PARK | PEACHTREE CITY, GA 30269  
P. 626.956.4200 | F. 626.956.4225 | maximlighting.com