





**PRODUCT DESCRIPTION**

Sharp lines as a cylindrical metal cup supports matching glasses in your choice of Satin White etched glass or Clear Seedy glass. A clean and transitional design, these mini pendants easily coordinate with more traditional environments with a rejuvenating young approach to design. Available in Satin Brass, Satin Nickel, or Matte Black with your choice of glass. Pair the clear glass shades with tubular filament lamps to complete the look.

**FINISHES OPTION**

-  Black (BK)
-  Satin Brass (SBR)
-  Satin Nickel (SN)

**GLASS**

Seedy CD

**MATERIAL**

Steel + Glass

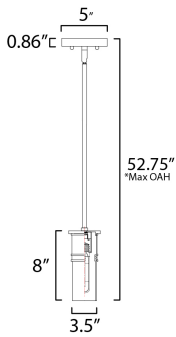
**RATINGS**

cETLus  
Dry Location



**ADDITIONAL**

OPERATING TEMPERATURE:  
-20°C (-4°F), 40°C (104°F)



**MEASUREMENTS**

- DIMENSION : 3.5" L x 3.5" W x 8" H
- MAX OAH : 52.75" OAH
- CANOPY : 5" W x 0.86" H x 5" L
- HANGING WEIGHT : 2.16 lb

**LAMPING**

- INPUT VOLTAGE : 120V
- BULB : 1 x 40W Incandescent E26 Medium , 40W Total
- BULB INCLUDED : (Not Included)
- DIMMABLE : Y

Always consult a qualified electrician before installing any lighting product.



WESTERN DISTRIBUTION CENTER (HEADQUARTER)  
253 NORTH VINELAND AVE | CITY OF INDUSTRY, CA 91746

EASTERN DISTRIBUTION CENTER  
101 GARDNER PARK | PEACHTREE CITY, GA 30269

P. 626.956.4200 | F. 626.956.4225 | maximlighting.com