



PRODUCT DESCRIPTION

Clean geometry and open-air construction define this refined lantern-inspired collection. A simple squared frame outlines the light source without glass, creating an airy architectural presence that feels both timeless and contemporary. Offered in a range of chandeliers, pendants, sconces, and elegant linear configurations, the collection emphasizes proportion, balance, and unobstructed illumination. Finished in Satin Nickel, Matte Black, or Natural Aged Brass, the designs bring understated sophistication to dining spaces, kitchens, entries, and gathering rooms where simplicity becomes a statement.




MEASUREMENTS

DIMENSION : 56" L x 10" W x 17" H
 MAX OAH : 64" OAH
 CANOPY : 4.75" W x 0.75" H x 39.25" L
 HANGING WEIGHT : 15.05 lb

LAMPING

INPUT VOLTAGE : 120V
 BULB : 7 x 60W Incandescent E26 Medium , 420W Total
 BULB INCLUDED : (Not Included)
 DIMMABLE : Triac or ELV

FINISHES OPTION

-  Black (BK)
-  Natural Aged Brass (NAB)
-  Satin Nickel (SN)

MATERIAL

Steel

RATINGS

cETLus
 Dry Location



ADDITIONAL

OPERATING TEMPERATURE:
 -20°C (-4°F), 40°C (104°F)

Always consult a qualified electrician before installing any lighting product.



WESTERN DISTRIBUTION CENTER (HEADQUARTER)
 253 NORTH VINELAND AVE | CITY OF INDUSTRY, CA 91746

EASTERN DISTRIBUTION CENTER
 101 GARDNER PARK | PEACHTREE CITY, GA 30269

P. 626.956.4200 | F. 626.956.4225 | maximlighting.com