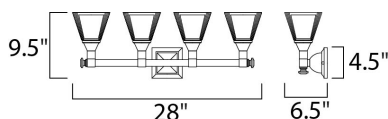




#### PRODUCT DESCRIPTION

Classic and robust, the Brentwood series is constructed of rectangular tubing with decoratively defined end caps. The frosted glass features a stylized flair at the corners bringing traditional charm to the space installed.





#### MEASUREMENTS

DIMENSION : 28" W x 9.5" H x 6.5" Ext  
 BACK PLATE : 4.5" W x 4.5" H x 7" HCO  
 HANGING WEIGHT : 9.02 lb

#### LAMPING

INPUT VOLTAGE : 120V  
 BULB : 4 x 60W Incandescent E26 Medium , 240W Total  
 BULB INCLUDED : (Not Included)  
 DIMMABLE :

#### FINISHES OPTION

 Oil Rubbed Bronze (OI)  
 Satin Nickel (SN)

#### GLASS

Frosted FT

#### MATERIAL

Steel, Glass

#### RATINGS

cULus  
 Damp Location



#### ADDITIONAL

INSTALL UP/DOWN: Up/Down  
 OPERATING TEMPERATURE:  
 -20°C (-4°F), 40°C (104°F)

Always consult a qualified electrician before installing any lighting product.



WESTERN DISTRIBUTION CENTER (HEADQUARTER)  
 253 NORTH VINELAND AVE | CITY OF INDUSTRY, CA 91746

EASTERN DISTRIBUTION CENTER  
 101 GARDNER PARK | PEACHTREE CITY, GA 30269

P. 626.956.4200 | F. 626.956.4225 | maximlighting.com