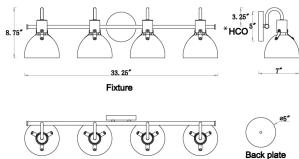




**PRODUCT DESCRIPTION**



**MEASUREMENTS**



DIMENSION : 33.25" W x 8.75" H x 7" Ext  
 BACK PLATE : 5" W x 5" H x 3.25" HCO  
 HANGING WEIGHT : 4.62 lb

**LAMPING**

INPUT VOLTAGE : 120V  
 BULB : 4 x 60W Incandescent E26 Medium , 240W Total  
 BULB INCLUDED : (Not Included)  
 DIMMABLE : Triac or ELV (Phase Dim)  
 LIGHTING\_DIRECTION : Up & Down

\*Height from center of outlet to the top of the fixture

**FINISHES OPTION**

-  Black / Antique Brass (BKAB)
-  Satin Brass (SBR)

**MATERIAL**

Steel

**RATINGS**

cETLus  
 Damp Location



**ADDITIONAL**

INSTALL UP/DOWN: Any  
 OPERATING TEMPERATURE:  
 -20°C (-4°F), 40°C (104°F)

Always consult a qualified electrician before installing any lighting product.



WESTERN DISTRIBUTION CENTER (HEADQUARTER)  
 253 NORTH VINELAND AVE | CITY OF INDUSTRY, CA 91746

EASTERN DISTRIBUTION CENTER  
 101 GARDNER PARK | PEACHTREE CITY, GA 30269

P. 626.956.4200 | F. 626.956.4225 | maximlighting.com