

**PRODUCT DESCRIPTION**

Sleek contours and flared accents define Hudson. A tapered cylinder drum of glass, offered in Clear or Satin White, shapes light with modern simplicity. The streamlined silhouette carries across pendants, chandeliers, and bath sconces for cohesive whole-home design. Finished in Black, Satin Nickel, or Natural Aged Brass, the collection balances durability with elevated detail, delivering a polished architectural look that feels current, approachable, and enduring.




MEASUREMENTS

DIMENSION : 30" L x 30" W x 19.25" H
MAX OAH : 58.25" OAH
CANOPY : 5" W x 0.75" H x 5" L
HANGING WEIGHT : 17.2 lb

LAMPING

INPUT VOLTAGE : 120V
BULB : 6 x 60W Incandescent E26 Medium , 360W Total
BULB INCLUDED : (Not Included)
DIMMABLE : Triac or ELV (Phase Dim)
LIGHTING_DIRECTION : Up

FINISHES OPTION

 Black (BK)
 Natural Aged Brass (NAB)
 Satin Nickel (SN)

GLASS

Satin White SW

MATERIAL

Steel, Glass

RATINGS

cETLus
Dry Location

**ADDITIONAL**

INSTALL UP/DOWN: Down
OPERATING TEMPERATURE:
-20°C (-4°F), 40°C (104°F)

Always consult a qualified electrician before installing any lighting product.



WESTERN DISTRIBUTION CENTER (HEADQUARTER)
253 NORTH VINELAND AVE | CITY OF INDUSTRY, CA 91746

EASTERN DISTRIBUTION CENTER
101 GARDNER PARK | PEACHTREE CITY, GA 30269

P. 626.956.4200 | F. 626.956.4225 | maximlighting.com