



Convertible to Pendant



PRODUCT DESCRIPTION

Sleek contours and flared accents define Hudson. A tapered cylinder drum of glass, offered in Clear or Satin White, shapes light with modern simplicity. The streamlined silhouette carries across pendants, chandeliers, and bath sconces for cohesive whole-home design. Finished in Black, Satin Nickel, or Natural Aged Brass, the collection balances durability with elevated detail, delivering a polished architectural look that feels current, approachable, and enduring.




MEASUREMENTS

DIMENSION	: 12" L x 12" W x 10.5" H
MAX OAH	: 46.5" OAH
CANOPY	: 5" W x 0.75" H x 5" L
HANGING WEIGHT	: 9.9 lb

LAMPING

INPUT VOLTAGE	: 120V
BULB	: 1 x 60W Incandescent E26 Medium , 60W Total
BULB INCLUDED	: (Not Included)
DIMMABLE	: Triac or ELV
LIGHTING_DIRECTION	: Down

FINISHES OPTION

	Black (BK)
	Natural Aged Brass (NAB)
	Satin Nickel (SN)

GLASS

Clear CL

MATERIAL

Steel, Glass

RATINGS

cETLus
Dry Location



ADDITIONAL

INSTALL UP/DOWN: Down
OPERATING TEMPERATURE:
-20°C (-4°F), 40°C (104°F)

Always consult a qualified electrician before installing any lighting product.



WESTERN DISTRIBUTION CENTER (HEADQUARTER)
253 NORTH VINELAND AVE | CITY OF INDUSTRY, CA 91746

EASTERN DISTRIBUTION CENTER
101 GARDNER PARK | PEACHTREE CITY, GA 30269

P. 626.956.4200 | F. 626.956.4225 | maximlighting.com