

**PRODUCT DESCRIPTION**

Sleek contours and flared accents define Hudson. A tapered cylinder drum of glass, offered in Clear or Satin White, shapes light with modern simplicity. The streamlined silhouette carries across pendants, chandeliers, and bath sconces for cohesive whole-home design. Finished in Black, Satin Nickel, or Natural Aged Brass, the collection balances durability with elevated detail, delivering a polished architectural look that feels current, approachable, and enduring.




**MEASUREMENTS**

DIMENSION : 28.25" W x 9.75" H x 6.5" Ext  
BACK PLATE : 6" W x 4.75" H x 7.5" HCO  
HANGING WEIGHT : 6.5 lb

**LAMPING**

INPUT VOLTAGE : 120V  
BULB : 4 x 60W Incandescent E26 Medium , 240W Total  
BULB INCLUDED : (Not Included)  
DIMMABLE : Triac or ELV  
LIGHTING\_DIRECTION : Up & Down

**FINISHES OPTION**

 Black (BK)  
 Natural Aged Brass (NAB)  
 Satin Nickel (SN)

**GLASS**

Satin White SW

**MATERIAL**

Steel, Glass

**RATINGS**

cETLus  
Damp Location

**ADDITIONAL**

INSTALL UP/DOWN: Up & Down  
OPERATING TEMPERATURE:  
-20°C (-4°F), 40°C (104°F)

Always consult a qualified electrician before installing any lighting product.



WESTERN DISTRIBUTION CENTER (HEADQUARTER)  
253 NORTH VINELAND AVE | CITY OF INDUSTRY, CA 91746

EASTERN DISTRIBUTION CENTER  
101 GARDNER PARK | PEACHTREE CITY, GA 30269

P. 626.956.4200 | F. 626.956.4225 | maximlighting.com