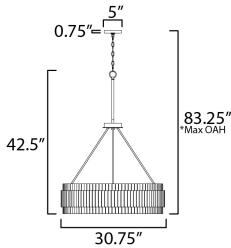




PRODUCT DESCRIPTION

Crafted from sustainable bamboo, this lighting collection elevates the classic drum shade design with handcrafted, natural materials. The bamboo slats are thoughtfully spaced to allow light to filter through, creating a warm and inviting ambiance. Finished in a whitewashed, hand-brushed finish, both the pendant and coordinating sconce feature neutral tones that seamlessly complement a variety of interior styles.



*max overall height



MEASUREMENTS

- DIMENSION : 30.75" L x 30.75" W x 42.5" H
- MAX OAH : 83.25" OAH
- CANOPY : 5" W x 0.75" H x 5" L
- HANGING WEIGHT : 23.1 lb

LAMPING

- INPUT VOLTAGE : 120V
- BULB : 6 x 60W Incandescent E26 Medium , 360W Total
- BULB INCLUDED : (Not Included)
- DIMMABLE : Triac or ELV (Phase Dim)

FINISHES OPTION

-  Ecru (EC)
-  Natural Aged Brass (NAB)

MATERIAL

Steel,Bamboo

RATINGS

cETLus
Dry Location



ADDITIONAL

SLOPE: 30
OPERATING TEMPERATURE:
-20°C (-4°F), 40°C (104°F)

Always consult a qualified electrician before installing any lighting product.



WESTERN DISTRIBUTION CENTER (HEADQUARTER)
253 NORTH VINELAND AVE | CITY OF INDUSTRY, CA 91746
EASTERN DISTRIBUTION CENTER
101 GARDNER PARK | PEACHTREE CITY, GA 30269
P. 626.956.4200 | F. 626.956.4225 | maximlighting.com