



PRODUCT DESCRIPTION

The iconic metal spun cone shade offers a transitional pendant design great as multiples over a kitchen island or dining table. Available in rich finishes including Heritage Brass, Satin Nickel, and Chestnut Bronze. All these shades are painted white on the interior for added luminosity and even light color.




MEASUREMENTS

DIMENSION : 12" L x 12" W x 15.5" H
 MAX OAH : 60.75" OAH
 CANOPY : 5.5" W x 0.75" H x 5.5" L
 HANGING WEIGHT : 1.95 lb

LAMPING

INPUT VOLTAGE : 120V
 BULB : 1 x 60W Incandescent E26 Medium , 60W Total
 BULB INCLUDED : (Not Included)

FINISHES OPTION

-  Chestnut Bronze (CHB)
-  Heritage (HR)
-  Satin Nickel (SN)

MATERIAL

Steel

RATINGS

cETLus
 Dry Location



ADDITIONAL

OPERATING TEMPERATURE:
 -20°C (-4°F), 40°C (104°F)

Always consult a qualified electrician before installing any lighting product.



WESTERN DISTRIBUTION CENTER (HEADQUARTER)
 253 NORTH VINELAND AVE | CITY OF INDUSTRY, CA 91746

EASTERN DISTRIBUTION CENTER
 101 GARDNER PARK | PEACHTREE CITY, GA 30269

P. 626.956.4200 | F. 626.956.4225 | maximlighting.com