



#### PRODUCT DESCRIPTION

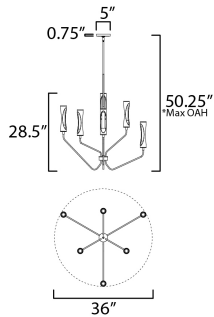
Glamorous and modern, this two-toned lighting collection plays with form and scale. A layered composition of materials, tubular lamps are protected within glass tubes sheathed in metal shades with oval cut-outs that reveal the light source. Chandelier Arms extend in elongated, uneven heights while the sconces are over-scaled for dramatic applications. Available in contrasting finish combinations of Light French Grey with Natural Aged Brass or Matte Black with Antique Brass, the vibrant color palette plays with contrast and exudes luxury.

#### MEASUREMENTS

DIMENSION : 36" L x 36" W x 28.5" H  
 MAX OAH : 50.25" OAH  
 CANOPY : 5" W x 0.75" H x 5" L  
 HANGING WEIGHT : 9.372 lb



#### LAMPING

INPUT VOLTAGE : 120V  
 LUMENS : 3,360 Rated (3,180 Del.)  
 BULB : 6 x 6W LED E26 Medium , 36W Total  
 BULB INCLUDED : (Included)  
 DIMMABLE : Triac or ELV  
 CRI : 90 CRI  
 COLOR\_TEMP : 2700K



\*max overall height

#### FINISHES OPTION

 Black / Antique Brass (BKAB)  
 Light French Gray / Natural Aged Brass (LFGNAB)

#### GLASS

Clear CL

#### MATERIAL

Steel, Glass

#### RATINGS

cETLus  
 Dry Location



#### ADDITIONAL

SLOPE: 90  
 RATED LIFE 25000 Hours  
 OPERATING TEMPERATURE:  
 -20°C (-4°F), 40°C (104°F)

Always consult a qualified electrician before installing any lighting product.



WESTERN DISTRIBUTION CENTER (HEADQUARTER)  
 253 NORTH VINELAND AVE | CITY OF INDUSTRY, CA 91746

EASTERN DISTRIBUTION CENTER  
 101 GARDNER PARK | PEACHTREE CITY, GA 30269

P. 626.956.4200 | F. 626.956.4225 | maximlighting.com