



PRODUCT DESCRIPTION

Inspired by classic European candelabra chandeliers, this collection pairs a timeless sweeping frame with shades that set it apart. Swooping arms support soft white linen shades formed in a distinctive undulating wave, adding movement and subtle drama to a familiar silhouette. The contrast between structured metalwork and fluid fabric captures the Kismet House aesthetic-traditional yet unexpectedly elegant, expressive, and quietly memorable.




MEASUREMENTS

DIMENSION : 14" L x 14" W x 9" H
 MAX OAH : 53.75" OAH
 CANOPY : 5" W x 0.75" H x 5" L
 HANGING WEIGHT : 2.86 lb

LAMPING

INPUT VOLTAGE : 120V
 BULB : 1 x 60W Incandescent E26 Medium , 60W Total
 BULB INCLUDED : (Not Included)
 DIMMABLE : Triac or ELV

FINISHES OPTION

-  Natural Aged Brass (NAB)
-  Oil Rubbed Bronze (OI)
-  Polished Nickel (PN)

GLASS

White WT

MATERIAL

Steel,Fabric

RATINGS

cETLus
 Dry Location



ADDITIONAL

SLOPE: 30
 OPERATING TEMPERATURE:
 -20°C (-4°F), 40°C (104°F)

Always consult a qualified electrician before installing any lighting product.



WESTERN DISTRIBUTION CENTER (HEADQUARTER)
 253 NORTH VINELAND AVE | CITY OF INDUSTRY, CA 91746

EASTERN DISTRIBUTION CENTER
 101 GARDNER PARK | PEACHTREE CITY, GA 30269

P. 626.956.4200 | F. 626.956.4225 | maximlighting.com