



PRODUCT DESCRIPTION

Inspired by classic European candelabra chandeliers, this collection pairs a timeless sweeping frame with shades that set it apart. Swooping arms support soft white linen shades formed in a distinctive undulating wave, adding movement and subtle drama to a familiar silhouette. The contrast between structured metalwork and fluid fabric captures the Kismet House aesthetic-traditional yet unexpectedly elegant, expressive, and quietly memorable.




MEASUREMENTS

DIMENSION : 37.5" L x 37.5" W x 9.25" H
 MAX OAH : 48.75" OAH
 CANOPY : 5" W x 0.75" H x 5" L
 HANGING WEIGHT : 6.82 lb

LAMPING

INPUT VOLTAGE : 120V
 BULB : 5 x 60W Incandescent E26 Medium , 300W Total
 BULB INCLUDED : (Not Included)
 DIMMABLE : Triac or ELV (Phase Dim)

FINISHES OPTION

-  Natural Aged Brass (NAB)
-  Oil Rubbed Bronze (OI)
-  Polished Nickel (PN)

GLASS

White WT

MATERIAL

Steel, Fabric

RATINGS

cETLus
 Dry Location



ADDITIONAL

SLOPE: 30
 OPERATING TEMPERATURE:
 -20°C (-4°F), 40°C (104°F)

Always consult a qualified electrician before installing any lighting product.



WESTERN DISTRIBUTION CENTER (HEADQUARTER)
 253 NORTH VINELAND AVE | CITY OF INDUSTRY, CA 91746

EASTERN DISTRIBUTION CENTER
 101 GARDNER PARK | PEACHTREE CITY, GA 30269

P. 626.956.4200 | F. 626.956.4225 | maximlighting.com