



PRODUCT DESCRIPTION

Inspired by beloved silhouettes that first defined the Kismet House aesthetic, this collection returns with greater presence and refined intention. A more substantial frame in Antique Bronze, Polished Nickel, or Weathered Brass anchors the design, while larger-scale fabric shades introduce softness, depth, and dramatic proportion. Choose an oversized Off-White linen shade or pleated floral patterns in Olive or Soft Blue, plus a scalloped gingham in Rustic Beige. The result feels both familiar and renewed, where tailored structure meets expressive materiality.




MEASUREMENTS

DIMENSION : 42" L x 42" W x 10.75" H
MAX OAH : 49.5" OAH
CANOPY : 5" W x 0.5" H x 5" L
HANGING WEIGHT : 11.44 lb

LAMPING

INPUT VOLTAGE : 120V
BULB : 5 x 60W Incandescent E26 Medium , 300W Total
BULB INCLUDED : (Not Included)
DIMMABLE : Triac or ELV (Phase Dim)

FINISHES OPTION

-  Antique Bronze (ANB)
-  Polished Nickel (PN)
-  Weathered Brass (WBR)

MATERIAL

Steel,Fabric,Glass

RATINGS

cETLus
Dry Location



ADDITIONAL

SLOPE: 30
OPERATING TEMPERATURE:
-20°C (-4°F), 40°C (104°F)

Always consult a qualified electrician before installing any lighting product.



WESTERN DISTRIBUTION CENTER (HEADQUARTER)
253 NORTH VINELAND AVE | CITY OF INDUSTRY, CA 91746
EASTERN DISTRIBUTION CENTER
101 GARDNER PARK | PEACHTREE CITY, GA 30269
P. 626.956.4200 | F. 626.956.4225 | maximlighting.com