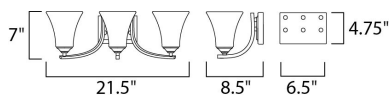




PRODUCT DESCRIPTION

Straight lines and curves make this contemporary series a classic. Square metal tubing finished in your choice of Oil Rubbed Bronze or Satin Nickel support tapered square Frosted glass shades.





MEASUREMENTS

DIMENSION : 21.5" W x 7" H x 8.5" Ext
 BACK PLATE : 6.5" W x 4.75" H x 2.75" HCO
 HANGING WEIGHT : 6.69 lb

LAMPING

INPUT VOLTAGE : 120V
 BULB : 3 x 60W Incandescent E26 Medium , 180W Total
 BULB INCLUDED : (Not Included)
 DIMMABLE :

FINISHES OPTION

 Oil Rubbed Bronze (OI)
 Satin Nickel (SN)

GLASS

Frosted FT

MATERIAL

Steel, Glass

RATINGS

cULus
 Damp Location



ADDITIONAL

INSTALL UP/DOWN: Up/Down
 OPERATING TEMPERATURE:
 -20°C (-4°F), 40°C (104°F)

Always consult a qualified electrician before installing any lighting product.



WESTERN DISTRIBUTION CENTER (HEADQUARTER)
 253 NORTH VINELAND AVE | CITY OF INDUSTRY, CA 91746

EASTERN DISTRIBUTION CENTER
 101 GARDNER PARK | PEACHTREE CITY, GA 30269

P. 626.956.4200 | F. 626.956.4225 | maximlighting.com