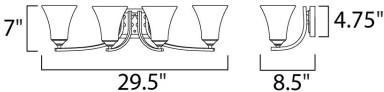




PRODUCT DESCRIPTION

Straight lines and curves make this contemporary series a classic. Square metal tubing finished in your choice of Oil Rubbed Bronze or Satin Nickel support tapered square Frosted glass shades.





MEASUREMENTS

- DIMENSION : 29.5" W x 7" H x 8.5" Ext
- BACK PLATE : 6.5" W x 4.76" H x 2.75" HCO
- HANGING WEIGHT : 10 lb

LAMPING

- INPUT VOLTAGE : 120V
- BULB : 4 x 60W Incandescent E26 Medium , 240W Total
- BULB INCLUDED : (Not Included)
- DIMMABLE :

FINISHES OPTION

-  Oil Rubbed Bronze (OI)
-  Satin Nickel (SN)

GLASS

Frosted FT

MATERIAL

Steel, Glass

RATINGS

cULus  
Damp Location



ADDITIONAL

INSTALL UP/DOWN: Up/Down  
OPERATING TEMPERATURE:  
-20°C (-4°F), 40°C (104°F)

Always consult a qualified electrician before installing any lighting product.



WESTERN DISTRIBUTION CENTER (HEADQUARTER)  
253 NORTH VINELAND AVE | CITY OF INDUSTRY, CA 91746  
EASTERN DISTRIBUTION CENTER  
101 GARDNER PARK | PEACHTREE CITY, GA 30269  
P. 626.956.4200 | F. 626.956.4225 | maximlighting.com