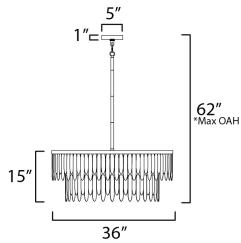




PRODUCT DESCRIPTION



*max overall height



MEASUREMENTS

DIMENSION : 36" L x 36" W x 15" H
 MAX OAH : 62" OAH
 CANOPY : 5" W x 1" H x 5" L
 HANGING WEIGHT : 23.47 lb

LAMPING

INPUT VOLTAGE : 120V
 BULB : 7 x 60W Incandescent E26 Medium , 420W Total
 BULB INCLUDED : (Not Included)
 DIMMABLE : Triac or ELV (Phase Dim)

FINISHES OPTION

-  Walnut (WN)
-  Weathered White (WWT)

MATERIAL

Mild Steel, Mango Wood

RATINGS

cULus
 Dry Location



ADDITIONAL

OPERATING TEMPERATURE:
 -20°C (-4°F), 40°C (104°F)

Always consult a qualified electrician before installing any lighting product.



WESTERN DISTRIBUTION CENTER (HEADQUARTER)
 253 NORTH VINELAND AVE | CITY OF INDUSTRY, CA 91746

EASTERN DISTRIBUTION CENTER
 101 GARDNER PARK | PEACHTREE CITY, GA 30269

P. 626.956.4200 | F. 626.956.4225 | maximlighting.com