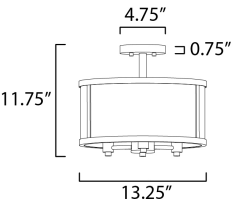




**PRODUCT DESCRIPTION**

This collection of forever classic designs are available in both Satin Nickle and Black finishes with Clear glass. These fixtures were designed to install easily and priced to work in builder packages.





**MEASUREMENTS**

DIMENSION : 13.25" L x 13.25" W x 11.75" H  
CANOPY : 4.75" W x 0.75" H x 4.75" L  
HANGING WEIGHT : 5.47 lb

**LAMPING**

INPUT VOLTAGE : 120V  
BULB : 3 x 60W Incandescent E12 Candelabra , 180W Total  
BULB INCLUDED : (Not Included)  
DIMMABLE :

**FINISHES OPTION**

-  Black (BK)
-  Satin Nickel (SN)

**GLASS**

Clear CL

**MATERIAL**

Steel, Glass

**RATINGS**

cULus  
Dry Location



**ADDITIONAL**

OPERATING TEMPERATURE:  
-20°C (-4°F), 40°C (104°F)

Always consult a qualified electrician before installing any lighting product.



WESTERN DISTRIBUTION CENTER (HEADQUARTER)  
253 NORTH VINELAND AVE | CITY OF INDUSTRY, CA 91746  
EASTERN DISTRIBUTION CENTER  
101 GARDNER PARK | PEACHTREE CITY, GA 30269  
P. 626.956.4200 | F. 626.956.4225 | maximlighting.com