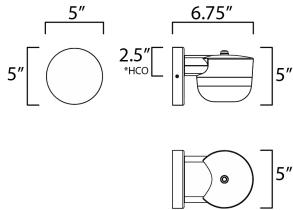




PRODUCT DESCRIPTION

This economical LED option is constructed of Black high impact polycarbonate, making it perfect for multi-family projects. Choose the photocell option to increase the environmental aspect of this fixture.



*height from center of outlet to the top of the fixture



MEASUREMENTS

DIMENSION : 5" W x 5" H x 7.25" Ext
 BACK PLATE : 5" W x 5" H x 2.5" HCO
 HANGING WEIGHT : 0.77 lb

LAMPING

INPUT VOLTAGE : 120V
 LUMENS : 800 Rated (640 Del.)
 BULB : 1 x 8W LED AC Integrated , 8W Total
 BULB INCLUDED : (Integrated)
 DIMMABLE : Triac or ELV
 CRI : 90 CRI
 COLOR_TEMP : 3000K
 LIGHTING_DIRECTION : Down

FINISHES OPTION

 Black (BK)
 White / Black (WTBK)

MATERIAL

Plastic

RATINGS

cETLus
 Wet Location



ADDITIONAL

INSTALL UP/DOWN: Down
 RATED LIFE 25000 Hours
 OPERATING TEMPERATURE:
 -20°C (-4°F), 40°C (104°F)

Always consult a qualified electrician before installing any lighting product.



WESTERN DISTRIBUTION CENTER (HEADQUARTER)
 253 NORTH VINELAND AVE | CITY OF INDUSTRY, CA 91746

EASTERN DISTRIBUTION CENTER
 101 GARDNER PARK | PEACHTREE CITY, GA 30269

P. 626.956.4200 | F. 626.956.4225 | maximlighting.com