



PRODUCT DESCRIPTION

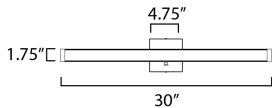
This minimalistic contemporary approach to LED vanity lighting will be the standard for both residential and commercial applications. The light engine features a high quality dimmable driver with multi volt input and high color rendering LEDs for the ultimate vanity lighting.

MEASUREMENTS



DIMENSION : 30" W x 4.75" H x 2.75" Ext
 MAX OAH : 4.75" W x 4.75" H
 HANGING WEIGHT : 2.42 lb

LAMPING

INPUT VOLTAGE : 120-277V
 LUMENS : 1,800 Rated (1,550 Del.)
 BULB : 1 x 20W LED PCB Integrated , 20W Total
 BULB INCLUDED : (Integrated)
 DIMMABLE : ELV at 120V
 CRI : 90 CRI
 COLOR_TEMP : Select 27/35/40K
 LIGHTING_DIRECTION : Omni



FINISHES OPTION

-  Polished Chrome (PC)
-  Satin Nickel (SN)

MATERIAL

Aluminum

RATINGS

cETLus
 Damp Location
 ADA



ADDITIONAL

INSTALL UP/DOWN: Any
 RATED LIFE 45000 Hours
 OPERATING TEMPERATURE:
 -20°C (-4°F), 40°C (104°F)

Always consult a qualified electrician before installing any lighting product.



WESTERN DISTRIBUTION CENTER (HEADQUARTER)
 253 NORTH VINELAND AVE | CITY OF INDUSTRY, CA 91746

EASTERN DISTRIBUTION CENTER
 101 GARDNER PARK | PEACHTREE CITY, GA 30269

P. 626.956.4200 | F. 626.956.4225 | maximlighting.com