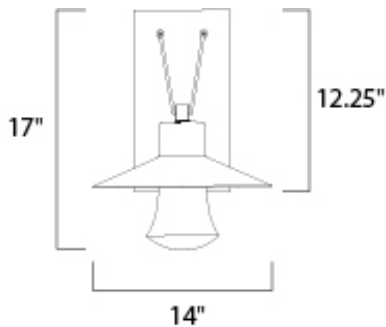




#### PRODUCT DESCRIPTION

Conical shades finished in Architectural Bronze appear to be suspended by its stainless steel cable. Concealed inside these shades is a high powered COB LED which shines into a heavy Clear glass font. The bottom of these fonts have an additional thickness of glass for better light distribution and lighting effect.





#### MEASUREMENTS

DIMENSION : 14" W x 17" H x 16" Ext  
 BACK PLATE : 5.75" W x 12.25" H x 10" HCO  
 HANGING WEIGHT : 8.8 lb

#### LAMPING

INPUT VOLTAGE : 120V  
 LUMENS : 770 Rated (590 Del.)  
 BULB : 1 x 11W LED PCB Integrated , 11W Total  
 BULB INCLUDED : (Integrated)  
 DIMMABLE : No  
 CRI : 90+ CRI  
 COLOR\_TEMP : 3000K

#### FINISHES OPTION

 Architectural Bronze (ABZ)  
 Brushed Aluminum (AL)

#### GLASS

Clear CL

#### MATERIAL

Die Cast Aluminum, Glass

#### RATINGS

cETLus  
 Wet Location



#### ADDITIONAL

RATED LIFE 40000 Hours  
 OPERATING TEMPERATURE:  
 -20°C (-4°F), 40°C (104°F)

Always consult a qualified electrician before installing any lighting product.



WESTERN DISTRIBUTION CENTER (HEADQUARTER)  
 253 NORTH VINELAND AVE | CITY OF INDUSTRY, CA 91746

EASTERN DISTRIBUTION CENTER  
 101 GARDNER PARK | PEACHTREE CITY, GA 30269

P. 626.956.4200 | F. 626.956.4225 | maximlighting.com