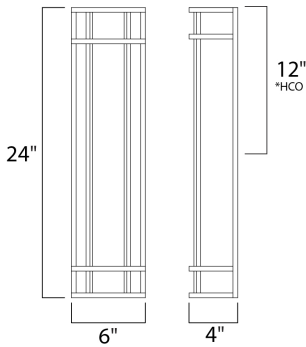


**PRODUCT DESCRIPTION**

Crafted of 304 Grade Stainless steel and UV stabilized acrylic, Moon Ray offers a classic design thoughtfully engineered to withstand commercial uses indoors and outdoors. Advanced LED technology delivers high light output.



\*height from center of outlet to the top of the fixture



**MEASUREMENTS**

- DIMENSION : 6" W x 24" H x 4" Ext
- BACK PLATE : 5.25" W x 23.25" H x 12" HCO
- HANGING WEIGHT : 5.91 lb

**LAMPING**

- INPUT VOLTAGE : 120-277V
- LUMENS : 1,850 Rated (1,300 Del.)
- BULB : 1 x 23W LED PCB Integrated , 23W Total
- BULB INCLUDED : (Integrated)
- DIMMABLE : No
- CRI : 80+ CRI
- COLOR\_TEMP : 3000K

**FINISHES OPTION**

-  Bronze (BZ)
-  Satin Nickel (SN)

**GLASS**

White WT

**MATERIAL**

Stainless Steel, Acrylic

**RATINGS**

cETLus  
Wet Location  
ADA



**ADDITIONAL**

INSTALL UP/DOWN: Up  
RATED LIFE 40000 Hours  
OPERATING TEMPERATURE:  
-20°C (-4°F), 40°C (104°F)

PHOTOMETRIC: Report Found Online

Always consult a qualified electrician before installing any lighting product.



WESTERN DISTRIBUTION CENTER (HEADQUARTER)  
253 NORTH VINELAND AVE | CITY OF INDUSTRY, CA 91746

EASTERN DISTRIBUTION CENTER  
101 GARDNER PARK | PEACHTREE CITY, GA 30269

P. 626.956.4200 | F. 626.956.4225 | maximlighting.com