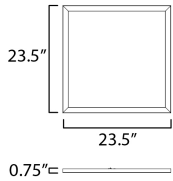




PRODUCT DESCRIPTION







MEASUREMENTS

DIMENSION : 23.5" L x 23.5" W x 0.75" H
 HANGING WEIGHT : 10.8 lb

LAMPING

INPUT VOLTAGE : 120-277V
 LUMENS : 3,600 Rated (2,800 Del.)
 BULB : 1 x 40W LED DC Integrated , 40W Total
 BULB INCLUDED : (Integrated)
 DIMMABLE : Triac CL
 CRI : 90 CRI
 COLOR_TEMP : 27-30-35-40-50K
 LIGHTING_DIRECTION : Down

FINISHES OPTION

-  Black (BK)
-  Bronze (BZ)
-  Brushed Aluminum (AL)
-  White (WT)

GLASS

White WT

MATERIAL

Aluminum, PMMA

RATINGS

cETLus
 Wet Location
 CA Title 24



ADDITIONAL

INSTALL UP/DOWN: Up
 RATED LIFE 50000 Hours
 OPERATING TEMPERATURE:
 -20°C (-4°F), 40°C (104°F)

Always consult a qualified electrician before installing any lighting product.



WESTERN DISTRIBUTION CENTER (HEADQUARTER)
 253 NORTH VINELAND AVE | CITY OF INDUSTRY, CA 91746

EASTERN DISTRIBUTION CENTER
 101 GARDNER PARK | PEACHTREE CITY, GA 30269

P. 626.956.4200 | F. 626.956.4225 | maximlighting.com