

**PRODUCT DESCRIPTION**





**MEASUREMENTS**

DIMENSION : 5.25" L x 5.25" W x 1.25" H  
 CANOPY : 5.25" W x 0.75" H x 5.25" L  
 HANGING WEIGHT : 0.51 lb

**LAMPING**

INPUT VOLTAGE : 120V  
 LUMENS : 1,250 Rated (1,000 Del.)  
 BULB : 1 x 13W LED PCB Integrated , 13W Total  
 BULB INCLUDED : (Integrated)  
 DIMMABLE : Triac or ELV  
 CRI : 90 CRI  
 COLOR\_TEMP : 3000K

**FINISHES OPTION**

-  Black (BK)
-  Polished Chrome (PC)
-  Satin Nickel (SN)
-  White (WT)

**GLASS**

White WT

**MATERIAL**

PC, Steel

**RATINGS**

cETLus  
 Wet Location  
 CA Title 24



**ADDITIONAL**

RATED LIFE 50000 Hours  
 OPERATING TEMPERATURE:  
 -20°C (-4°F), 40°C (104°F)

Always consult a qualified electrician before installing any lighting product.



WESTERN DISTRIBUTION CENTER (HEADQUARTER)  
 253 NORTH VINELAND AVE | CITY OF INDUSTRY, CA 91746  
 EASTERN DISTRIBUTION CENTER  
 101 GARDNER PARK | PEACHTREE CITY, GA 30269  
 P. 626.956.4200 | F. 626.956.4225 | maximlighting.com