



PRODUCT DESCRIPTION


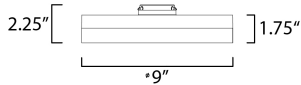
Our ever popular flush mount available in an updated form. Featuring die-cast aluminum bases available in Satin Nickel or Polished Chrome with dimensional acrylic diffusers, Clear on the outside and Frost on the inside creating an intriguing optical effect. With increased lumens and better pricing this collection is the second generation in an already famous collection. Use the optional pendant adapter to convert any size to a hanging fixture.

MEASUREMENTS




DIMENSION : 9" L x 9" W x 1.75" H
 HANGING WEIGHT : 2.66 lb

LAMPING

INPUT VOLTAGE : 120V
 LUMENS : 1,270 Rated (1,170 Del.)
 BULB : 1 x 18W LED PCB Integrated , 18W Total
 BULB INCLUDED : (Integrated)
 DIMMABLE : ELV or Triac CL
 CRI : 90 CRI
 COLOR_TEMP : 3000K



FINISHES OPTION

-  Bronze (BZ)
-  Polished Chrome (PC)
-  Satin Nickel (SN)

GLASS

Clear and Frosted CLFT

MATERIAL

Acrylic, Aluminum

RATINGS

cETLus
 Wet Location



ADDITIONAL

RATED LIFE 35000 Hours
 OPERATING TEMPERATURE:
 -20°C (-4°F), 40°C (104°F)

PHOTOMETRIC: Report Found Online

Always consult a qualified electrician before installing any lighting product.



WESTERN DISTRIBUTION CENTER (HEADQUARTER)
 253 NORTH VINELAND AVE | CITY OF INDUSTRY, CA 91746

EASTERN DISTRIBUTION CENTER
 101 GARDNER PARK | PEACHTREE CITY, GA 30269

P. 626.956.4200 | F. 626.956.4225 | maximlighting.com