



PRODUCT DESCRIPTION

Wafer was designed for the discriminate consumer who wants the low profile look of recessed without the high cost. Manufactured of die cast aluminum, Wafer brings ultimate heat dissipation to its edge lit technology. Edge lighting gives very even light distribution while dispersing heat over a larger area. The result of this is longer LED life and better light diffusion.





MEASUREMENTS

DIMENSION : 15" L x 15" W x 0.5" H
 HANGING WEIGHT : 4.45 lb

LAMPING

INPUT VOLTAGE : 120-277V
 LUMENS : 3,000 Rated (2,400 Del.)
 BULB : 1 x 30W LED PCB Integrated , 30W Total
 BULB INCLUDED : (Integrated)
 DIMMABLE : ELV only at 120V
 CRI : 90 CRI
 COLOR_TEMP : 3000K
 LIGHTING_DIRECTION : Down

FINISHES OPTION

-  Black
-  Bronze
-  Satin Nickel
-  White

GLASS

White WT

MATERIAL

Aluminum + Polycarbonate

RATINGS

cETLus
 Wet Location
 Energy Star
 JA8 ListedADA



ADDITIONAL

INSTALL UP/DOWN: Wall/Ceiling
 RATED LIFE 50000 Hours
 OPERATING TEMPERATURE:
 -20°C (-4°F), 40°C (104°F)

Always consult a qualified electrician before installing any lighting product.



WESTERN DISTRIBUTION CENTER (HEADQUARTER)
253 NORTH VINELAND AVE | CITY OF INDUSTRY, CA 91746

EASTERN DISTRIBUTION CENTER
4200 SHIRLEY DR. | ATLANTA, GA 30336

P. 626.956.4200 | F. 626.956.4225 | maximlighting.com