



PRODUCT DESCRIPTION

Defined by its contemporary edge, this series of flush mounts and wall sconces features a layered dimensional shade of acrylic. The thick miter cut Clear acrylic encases an inner opal White diffuser that is evenly illuminated by a high-powered integrated LED. Select from 5 different color temperatures using an easily accessible switch on the frame.




MEASUREMENTS

DIMENSION : 18" L x 5" W x 2.75" H x 2.75" Ext
HANGING WEIGHT : 1.9 lb

LAMPING

INPUT VOLTAGE : 120V
LUMENS : 1,500 Rated (1,200 Del.)
BULB : 1 x 18W LED AC Integrated , 18W Total
BULB INCLUDED : (Integrated)
DIMMABLE : Triac/ELV dimming
CRI : 90 CRI
COLOR_TEMP : CCT Select 5KK
LIGHTING_DIRECTION : Directional

FINISHES OPTION

-  Black (BK)
-  Polished Chrome (PC)
-  Satin Nickel (SN)

GLASS

Clear and Frosted CLFT

MATERIAL

PMMA Acrylic, Aluminum

RATINGS

cETLus
Damp Location
CA Title 24



ADDITIONAL

INSTALL UP/DOWN: Any
RATED LIFE 50000 Hours
OPERATING TEMPERATURE:
-20°C (-4°F), 40°C (104°F)

Always consult a qualified electrician before installing any lighting product.



WESTERN DISTRIBUTION CENTER (HEADQUARTER)
253 NORTH VINELAND AVE | CITY OF INDUSTRY, CA 91746

EASTERN DISTRIBUTION CENTER
101 GARDNER PARK | PEACHTREE CITY, GA 30269

P. 626.956.4200 | F. 626.956.4225 | maximlighting.com