



PRODUCT DESCRIPTION

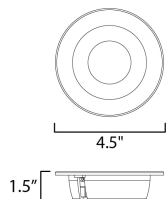
High performance and high in style, the Crisp is designed as a surface mount that install into a variety of 4-0 junction boxes while boasting a recessed appearance. The fixtures almost impossibly slopes into the junction box with snap in trims in a variety of styles. Purchase the mud-in ring assembly kit and you can opt for a trim-less design. Not only good-looking, each unit also delivers over 1000 lumens providing ample lighting. With its concave design, the light source is concealed from the finished ceiling surface reducing glare.

MEASUREMENTS



DIMENSION : 5" L x 5" W x 1.5" H
HANGING WEIGHT : 0.485 lb

LAMPING

INPUT VOLTAGE : 120V
LUMENS : 1,080 Rated (950 Del.)
BULB : 1 x 12W LED AC Intergrated , 12W Total
BULB INCLUDED : (Integrated)
DIMMABLE : Triac CL
CRI : 90 CRI
COLOR_TEMP : 3000K
LIGHTING_DIRECTION : Down



FINISHES OPTION

 White (WT)
 White / Black (WTBK)

MATERIAL

Alumimum, Steel, Acrylic

RATINGS

cETLus
Wet Location
Energy Star
CA Title 24



ADDITIONAL

INSTALL UP/DOWN: Up
RATED LIFE 50000 Hours
OPERATING TEMPERATURE:
-20°C (-4°F), 40°C (104°F)

PHOTOMETRIC: Report Found Online

Always consult a qualified electrician before installing any lighting product.



WESTERN DISTRIBUTION CENTER (HEADQUARTER)
253 NORTH VINELAND AVE | CITY OF INDUSTRY, CA 91746

EASTERN DISTRIBUTION CENTER
101 GARDNER PARK | PEACHTREE CITY, GA 30269

P. 626.956.4200 | F. 626.956.4225 | maximlighting.com