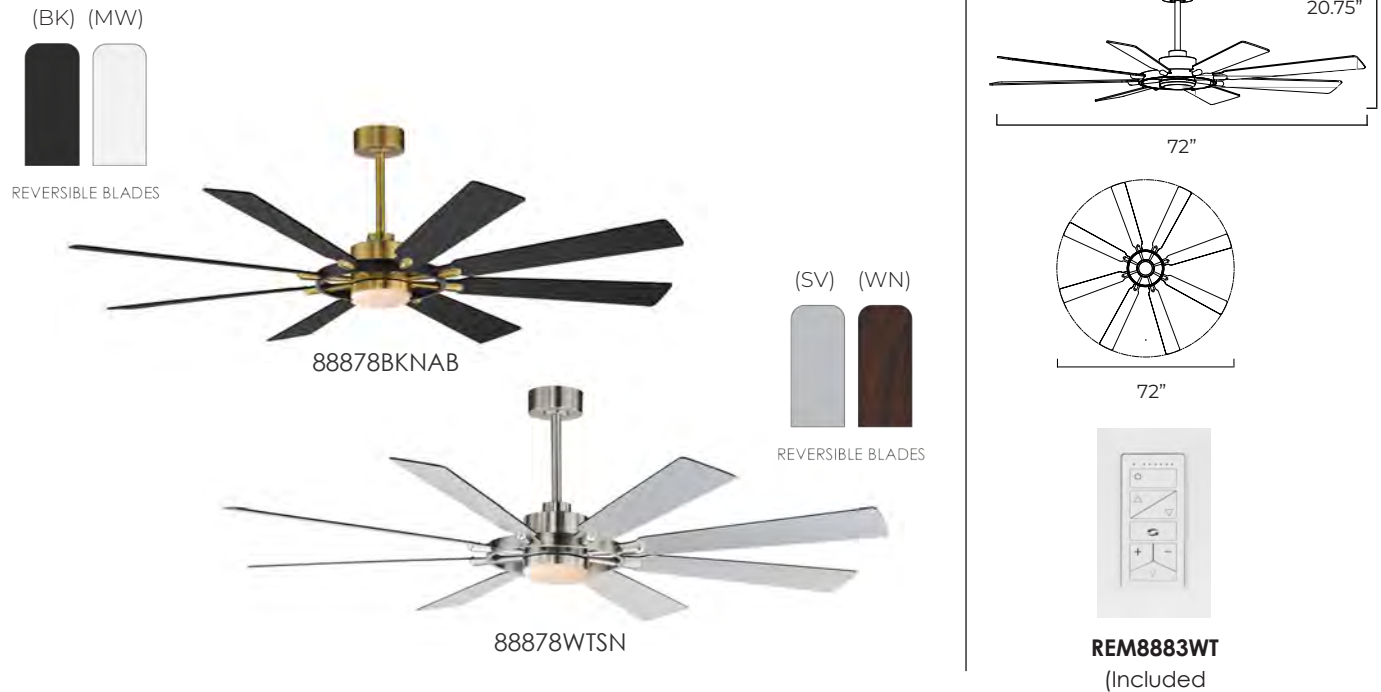


HELM | 88878

Inspired by the steering wheel of a nautical ship, the Helm fan boasts an impressive 72" blade span and stylish two-tone finishes. Its plywood blades offer dual-sided contrasting finishes, allowing for customizable design. Choose from a Black frame with Natural Aged Brass accents paired with Black and White blades, or a Satin Nickel frame with White and Blackened Walnut blades. The energy-efficient DC motor is operated by a convenient remote control, which magnetically attaches to a standard wall plate. The integrated LED light kit features tunable color temperature, adjustable from warm 2700K to bright 5000K, offering versatile lighting options for any space.

Indoor | DC Motor | CCT Select | Plywood Blades | Reversible Blades



LAMPING

24W PCB LED, 120V
COLOR TEMP: 27-30-40K, **CRI:** 90+
LUMENS: lm 1180 DELIVERED

DIMENSIONS

72" D x 20.75" H
BLADE: 8 x 28.25"



ENERGY INFO AT HIGH SPEED

AIRFLOW: 8343 CFM
AIRFLOW EFFICIENCY 255 CFM / W
ELECTRICITY USE: 26W

DOWNRODS

6" (FRD10006)
 12" (FRD10012)
 18" (FRD10018)
 24" (FRD10024)
 36" (FRD10036)
 48" (FRD10048)
 60" (FRD10060)
 72" (FRD10072)

FINISH & MATERIAL

-  **BLACK / NATURAL AGED BRASS (BKNAB)**
-  **WHITE / SATIN NICKEL (WTSN)**

BLADES

MATERIAL: PLYWOOD
PITCH: 13°

Includes:
 8" Downrods



Always consult a qualified electrician before installing any lighting product.



WESTERN DISTRIBUTION CENTER (HEADQUARTER)
 253 NORTH VINELAND AVE | CITY OF INDUSTRY, CA 91746

EASTERN DISTRIBUTION CENTER
 101 GARDNER PARK | PEACHTREE CITY, GA 30269

P. 626.956.4200 | F. 626.956.4225 | maximlighting.com