



**PRODUCT DESCRIPTION**

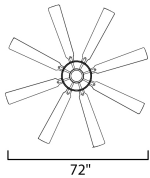
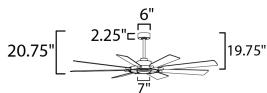
Inspired by the steering wheel of a nautical ship, the Helm fan boasts an impressive 72" blade span and stylish two-tone finishes. Its plywood blades offer dual-sided contrasting finishes, allowing for customizable design. Choose from a Black frame with Natural Aged Brass accents paired with Black and White blades, or a Satin Nickel frame with White and Blackened Walnut blades. The energy-efficient DC motor is operated by a convenient remote control, which magnetically attaches to a standard wall plate. The integrated LED light kit features tunable color temperature, adjustable from warm 2700K to bright 5000K, offering versatile lighting options for any space.

**MEASUREMENTS**


DIMENSION : 72" L x 72" W x 20.75" H  
 MAX OAH : 20.75" OAH  
 CANOPY : 5.9" W x 2.36" H x 5.9" L  
 HANGING WEIGHT : 22.93 lb

**LAMPING**

INPUT VOLTAGE : 120V  
 LUMENS : 1,680 Rated (1,180 Del.)  
 BULB : 1 x 24W LED PCB Integrated , 24W Total  
 BULB INCLUDED : (Integrated)  
 DIMMABLE : Y  
 CRI : 90 CRI  
 COLOR\_TEMP : 27-30-40K



**FINISHES OPTION**

-  Black / Natural Aged Brass (BKNAB)
-  Satin Nickel (SN)

**GLASS**

White WT

**MATERIAL**

Steel

**RATINGS**

cETLus  
 Dry Location  
 Energy Star



**ADDITIONAL**

RATED LIFE 50000 Hours  
 OPERATING TEMPERATURE:  
 -20°C (-4°F), 40°C (104°F)

Always consult a qualified electrician before installing any lighting product.



WESTERN DISTRIBUTION CENTER (HEADQUARTER)  
 253 NORTH VINELAND AVE | CITY OF INDUSTRY, CA 91746

EASTERN DISTRIBUTION CENTER  
 101 GARDNER PARK | PEACHTREE CITY, GA 30269

P. 626.956.4200 | F. 626.956.4225 | maximlighting.com