



PRODUCT DESCRIPTION

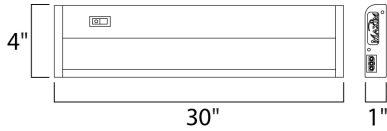
The MX-L120-DL features the same low profile frame of the MX-L120DC and also full dimmability but with an increased lumen output. Featuring the new LG 5630 LED with closer spacing for better light distribution and lower operating temperatures for longer life. The hinged top gives access for easy installation with captured mounting screws and quick wire connectors.

MEASUREMENTS



DIMENSION : 30" L x 4" W x 1" H
 HANGING WEIGHT : 3.87 lb

LAMPING

INPUT VOLTAGE : 120V
 LUMENS : 882 Rated (662 Del.)
 BULB : 15W LED PCB Integrated , 15W Total
 BULB INCLUDED : (Integrated)
 DIMMABLE : Triac CL
 CRI : 80+ CRI
 COLOR_TEMP : 2700K



FINISHES OPTION

-  Satin Nickel (SN)
-  White (WT)

GLASS

Clear CL

MATERIAL

Aluminum, Acrylic

RATINGS

Dry Location



ADDITIONAL

RATED LIFE 50000 Hours
 OPERATING TEMPERATURE:
 -20°C (-4°F), 40°C (104°F)

Always consult a qualified electrician before installing any lighting product.



WESTERN DISTRIBUTION CENTER (HEADQUARTER)
 253 NORTH VINELAND AVE | CITY OF INDUSTRY, CA 91746

EASTERN DISTRIBUTION CENTER
 101 GARDNER PARK | PEACHTREE CITY, GA 30269

P. 626.956.4200 | F. 626.956.4225 | maximlighting.com