



**PRODUCT DESCRIPTION**

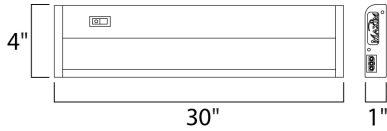
The MX-L120-DL features the same low profile frame of the MX-L120DC and also full dimmability but with an increased lumen output. Featuring the new LG 5630 LED with closer spacing for better light distribution and lower operating temperatures for longer life. The hinged top gives access for easy installation with captured mounting screws and quick wire connectors.

**MEASUREMENTS**



DIMENSION : 30" L x 4" W x 1" H  
 HANGING WEIGHT : 3.87 lb

**LAMPING**

INPUT VOLTAGE : 120V  
 LUMENS : 882 Rated (662 Del.)  
 BULB : 15W LED PCB Integrated , 15W Total  
 BULB INCLUDED : (Integrated)  
 DIMMABLE : Triac CL  
 CRI : 80+ CRI  
 COLOR\_TEMP : 2700K



**FINISHES OPTION**

-  Satin Nickel (SN)
-  White (WT)

**GLASS**

Clear CL

**MATERIAL**

Aluminum, Acrylic

**RATINGS**

Dry Location



**ADDITIONAL**

RATED LIFE 50000 Hours  
 OPERATING TEMPERATURE:  
 -20°C (-4°F), 40°C (104°F)

Always consult a qualified electrician before installing any lighting product.



WESTERN DISTRIBUTION CENTER (HEADQUARTER)  
 253 NORTH VINELAND AVE | CITY OF INDUSTRY, CA 91746  
 EASTERN DISTRIBUTION CENTER  
 101 GARDNER PARK | PEACHTREE CITY, GA 30269  
 P. 626.956.4200 | F. 626.956.4225 | maximlighting.com